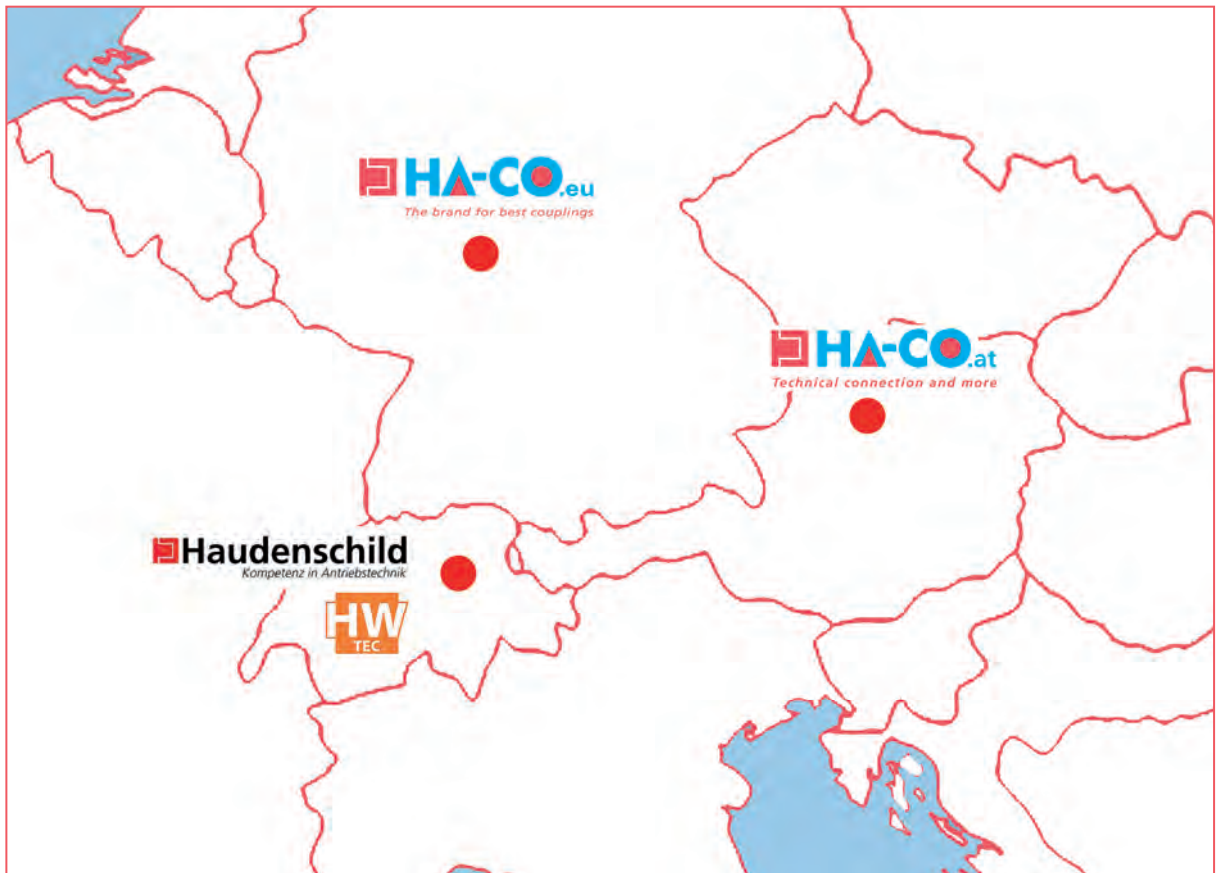


Drehriegel- und Kompressionsverschlüsse, Mehrpunktverriegelungssysteme und Griffe



**Compression latches,
multi-point latching systems
and handles**



Haudenschild Holding AG

HA-CO GmbH Technische Lösungen

Johann-Roithner-Straße 131
A-4050 Traun
Tel: +43 7229 23844
info@ha-co.at
www.ha-co.at

Haudenschild AG Kompetenz in Antriebstechnik

Lidwil 10
CH-8852 Altendorf
Tel: +41 55 225 40 50
haud@haudenschild.com
www.haudenschild.com

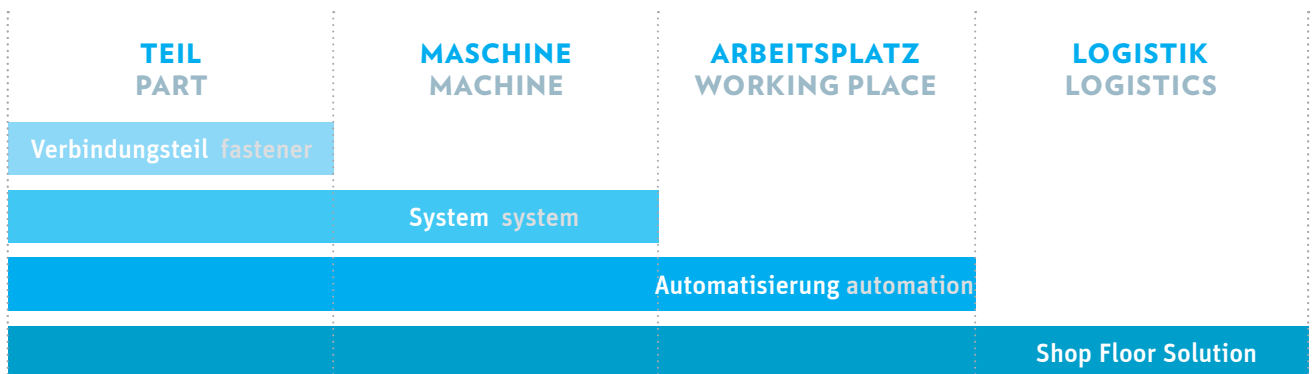
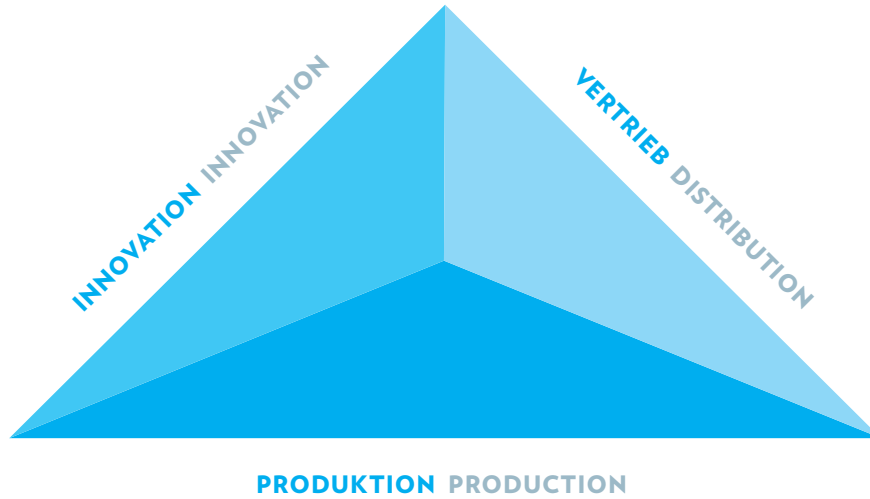
HW-TEC GmbH Lineartechnik vom Spezialisten

Lidwil 10
CH-8852 Altendorf
Tel: +41 55 216 10 50
hw@hw-tec.ch
www.hw-tec.ch

Hafner Maschinenbau GmbH Präzisionskupplungen und mehr

Daimlerring 10
D-63839 Kleinwallstadt
Tel: +49 602 265 58 10
info@ha-co.eu
www.ha-co.eu

Erfahrung die Ihnen zugute kommt
Zuverlässig und sicher
Nutzen Sie unsere Synergien zu Ihrem Vorteil
Experience for your benefit
Reliable and precise
Use our synergies for your advantage



INNOVATIVE TECHNOLOGY

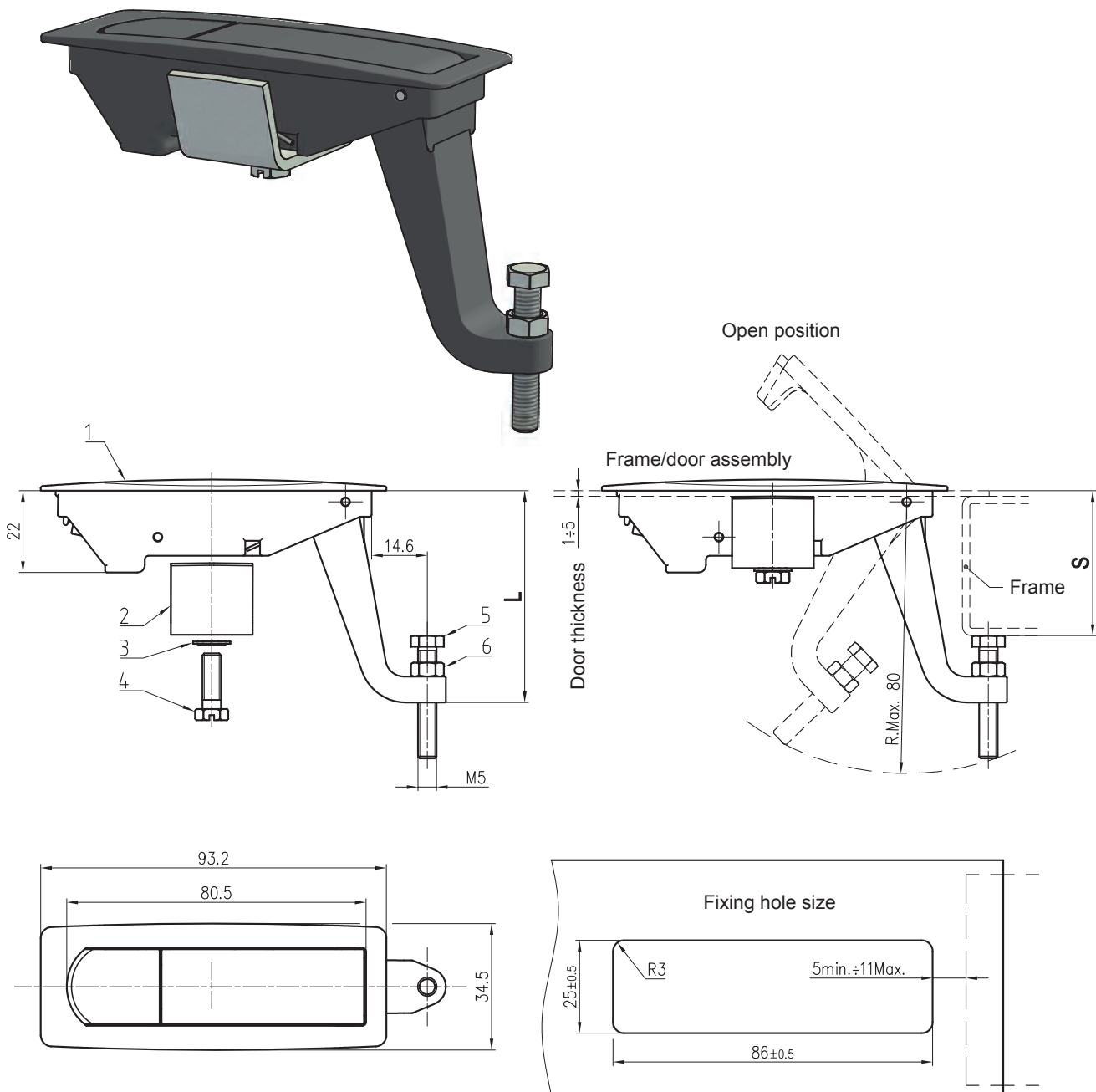
Automotive Automotive	Kunststofftechnik Plastics
Bahn, Truck, Trailer Train, Truck, Trailer	Luftfahrt Aerospace
Elektronik Electronics	Hydraulik Hydraulics
Medizintechnik Medical technology	Holzverarbeitung Wood processing
Blechbearbeitung Metal processing	Maschinenbau Mechanical engineering

PRODUKTÜBERSICHT

LTH.07014.* - Compression handle	Seite 3
LTH.08014.* - Compression handle with key-lock	Seite 4
O7PB0/O7FB0 - Compression handle with key-lock, plastic	Seite 5
FH718.3BK - Compression handle with key-lock	Seite 6
FH727.BK - Compression handle with key-lock	Seite 6
FH726.1BK - Compression handle	Seite 7
FH726.11CP - Compression handle	Seite 7
FH726.2BK - Compression handle	Seite 8
FH727.3BK - Compression handle	Seite 8
Options chart - Door thickness 1 mm - 4 mm	Seite 9
FH831 - FH819 - Handle	Seite 10
FH832 - FH833 - Handle	Seite 11
FH840 - Handle	Seite 12
FH846 - Handle	Seite 13
FH848 - Handle	Seite 14
FH848.3 - Handle	Seite 14
Drive bars and cams	Seite 15
Options chart - Door thickness 2 mm	Seite 16
FH840.*A - Handle	Seite 17
FH840.*B - Handle	Seite 17
FH840.*C - Handle	Seite 18
FH848.*B - Handle	Seite 18
FH875.* - Handle	Seite 19
FH875.*.* - Handle	Seite 20
Options chart - Door thickness 2 mm	Seite 21
FH865 - Handle	Seite 22
FH876.* - Handle	Seite 23
FH838 - Handle	Seite 24
FH851/FH852 - Handle	Seite 25
FH853 - Handle	Seite 26
FH867 - Handle	Seite 27
FH869 - Handle	Seite 27
FH680 - Handle	Seite 28
FH690 - Handle	Seite 28
FH790 - Handle	Seite 29
FH880 - Handle	Seite 29
5Y001 - Handle with key-lock	Seite 30
TKC858 - Handle with key-lock	Seite 31
TKD858 - Handle with key-lock	Seite 32
TKE858 - Handle with key-lock	Seite 33
E4.28.00.AZ - Trunk latch	Seite 34
E4.28.01.AZ - Trunk latch	Seite 35
FL50.6.AC.M - Handle with key-lock	Seite 36
E7.4* - Snap-in handle	Seite 37
FH725 - Snap-in handle	Seite 38
FH511 - Handle	Seite 39
FH516 - Handle	Seite 40
FH519 - Handle	Seite 40
E7.60.00 - Spring loaded handle	Seite 41
E7.70.00 - Spring loaded handle	Seite 42
FH504.2 - Spring loaded aluminum handle	Seite 43
FH504.3 - Spring loaded handle	Seite 43
10502.SS.28 - T-handle	Seite 44
10502.SS.60 - T-handle	Seite 45
Riegel	Seite 46
Drive bars	Seite 52
Selection and installation instructions	Seite 57

Auflage 03/2017

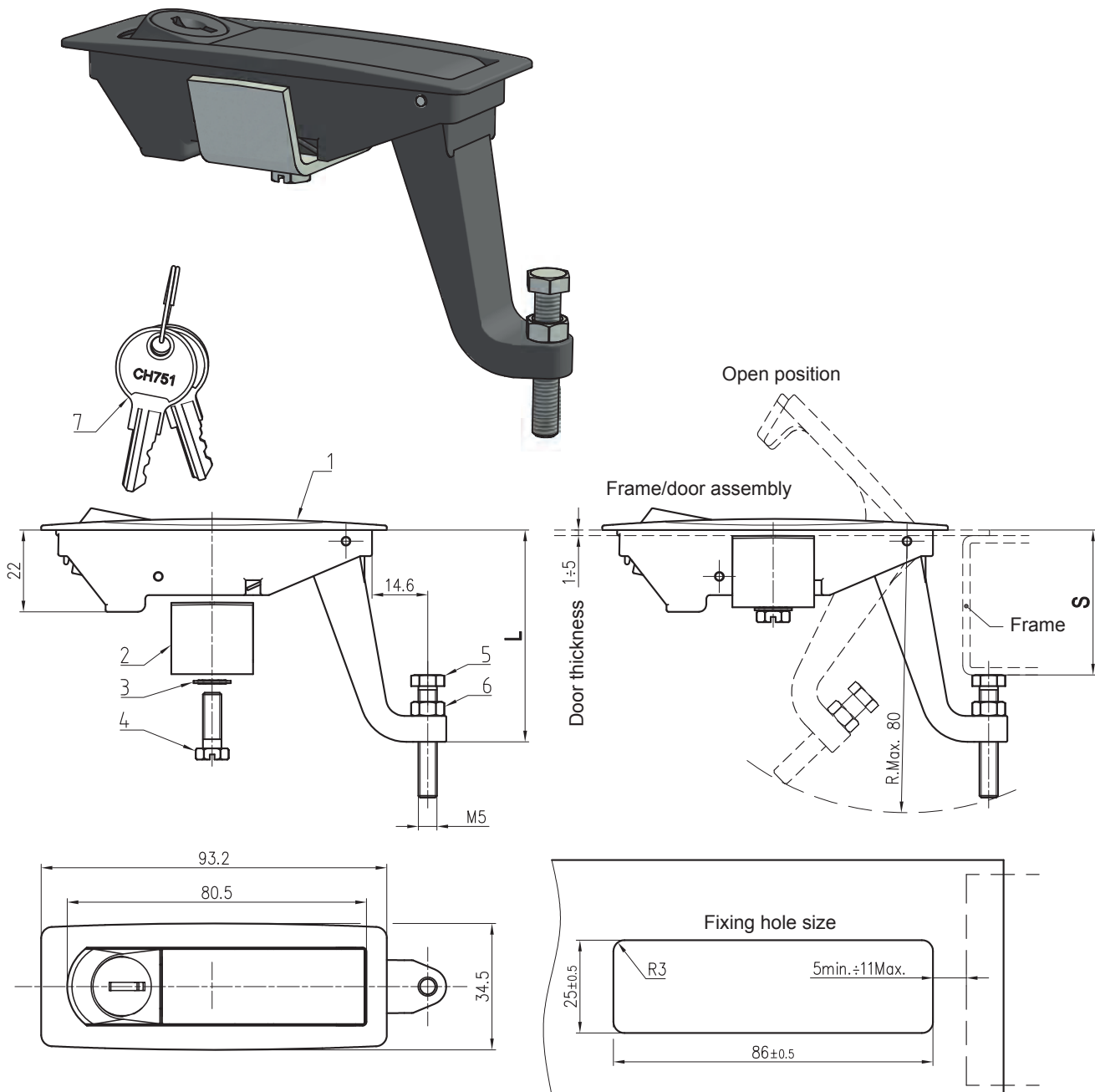
LTH.07014.* - COMPRESSION HANDLE



Handle part number	L ±1	S ±0,5
LTH.07014	35	2÷24
LTH.07014.60	57	23÷46

Ref	Part description	Material - Finishing	Material - Finishing (add CP to handle p/n)
1	Compression handle	Zinc alloy - Black powder coated	Zinc alloy - Bright chrome
2	Bracket	Steel 4.8 grade - White zinc Cr6 free	Steel 4.8 grade - White zinc Cr6 free
3	Washer	Steel - White zinc Cr6 free	Steel - White zinc Cr6 free
4	Screw M5X15	Steel 4.8 grade - White zinc Cr6 free	Steel 4.8 grade - White zinc Cr6 free
5	Exagonal nut M5	Steel 4.8 grade - White zinc Cr6 free	Steel 4.8 grade - White zinc Cr6 free
6	Adjustment screw M5X30	Steel 4.8 grade - White zinc Cr6 free	Steel 4.8 grade - White zinc Cr6 free

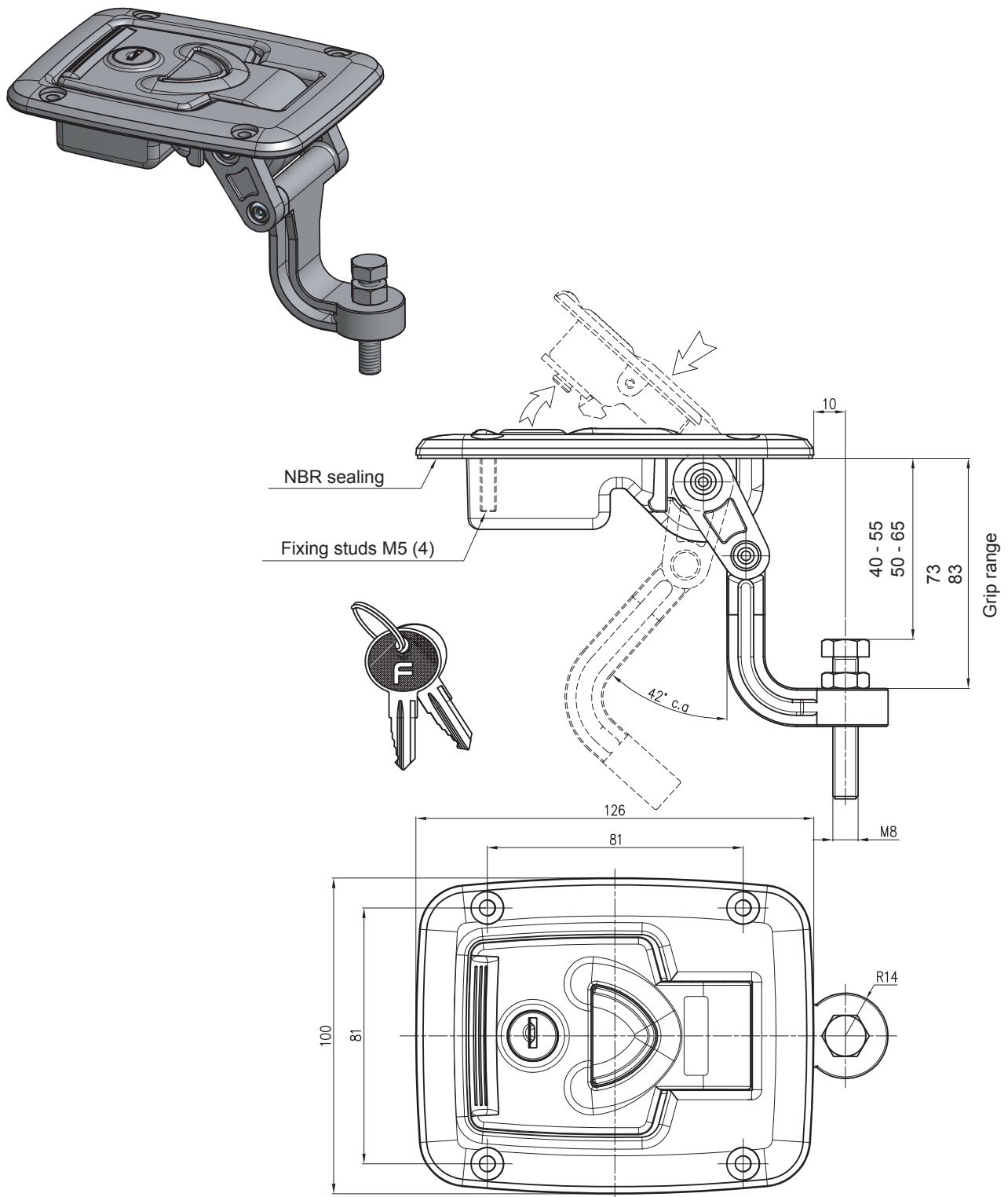
LTH.08014.* - COMPRESSION HANDLE WITH KEY-LOCK



Handle part number	L ±1	S ±0,5
LTH.08014	35	2÷24
LTH.08014.60	57	23÷46

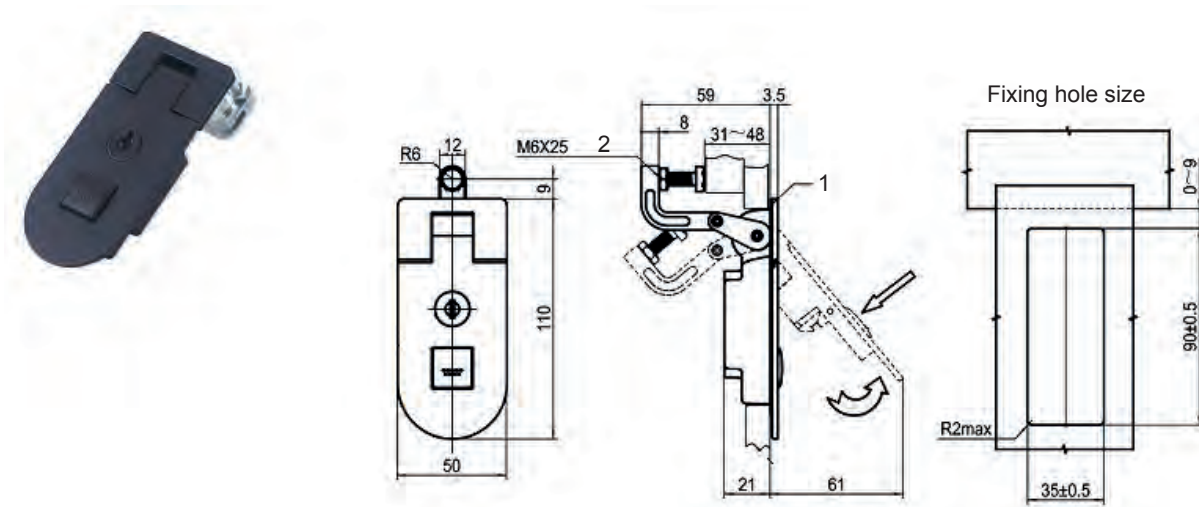
Ref	Part description	Material - Finishing	Material - Finishing (add CP to handle p/n)
1	Compression handle	Zinc alloy - Black powder coated	Zinc alloy - Bright chrome
2	Bracket	Steel 4.8 grade - White zinc Cr6 free	Steel 4.8 grade - White zinc Cr6 free
3	Washer	Steel - White zinc Cr6 free	Steel - White zinc Cr6 free
4	Screw M5X15	Steel 4.8 grade - White zinc Cr6 free	Steel 4.8 grade - White zinc Cr6 free
5	Exagonal nut M5	Steel 4.8 grade - White zinc Cr6 free	Steel 4.8 grade - White zinc Cr6 free
6	Adjustment screw M5X30	Steel 4.8 grade - White zinc Cr6 free	Steel 4.8 grade - White zinc Cr6 free
7	Key - code CH751 (2)	Nickel plated	Nickel plated

07PB0 / 07FB0 - COMPRESSION HANDLE WITH KEY-LOCK, PLASTIC



Handle part number	Fixing	Grip range	Material	Key codes	Lock specifications
07PB0.PN.KD	Studs M5	50 - 65	Plastic, black	200	Zamak zinc plated, AISI304 cover, dust shutter
07FB0.PN.KD	Holes	50 - 65	Plastic, black	200	Zamak zinc plated, AISI304 cover, dust shutter
07PB1.PN.KD	Studs M5	40 - 55	Plastic, black	200	Zamak zinc plated, AISI304 cover, dust shutter
07FB1.PN.KD	Holes	40 - 55	Plastic, black	200	Zamak zinc plated, AISI304 cover, dust shutter

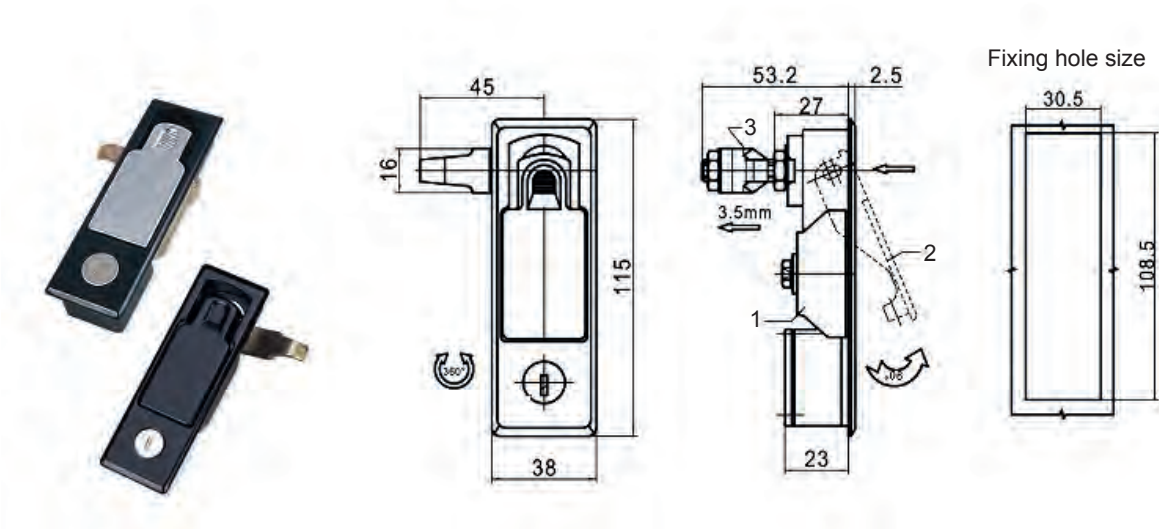
FH718.3BK - COMPRESSION HANDLE WITH KEY-LOCK



Handle part number
FH718.3BK

Ref	Part description	Material - Finishing
1	Body	Zinc alloy - Black powder coated
2	Threaded stud	Steel - White zinc Cr6 free

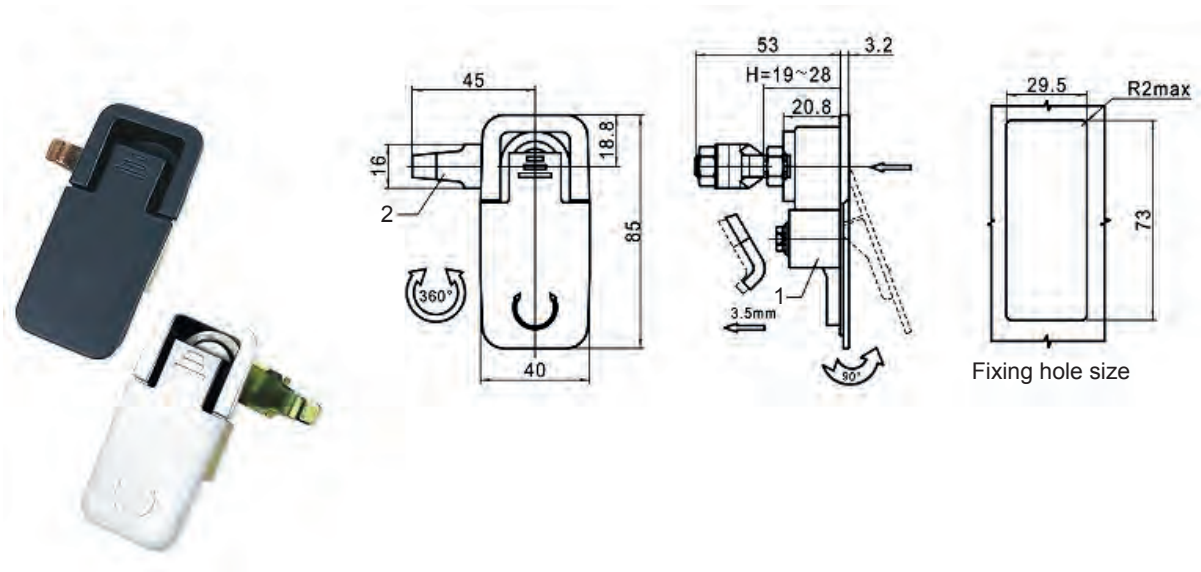
FH727.BK - COMPRESSION HANDLE WITH KEY-LOCK



Handle part number
FH727.BK

Ref	Part description	Material - Finishing
1	Body	Zinc alloy - Black powder coated
2	Handle	Zinc alloy - Bright chrome
3	Cam	Steel - White zinc Cr6 free

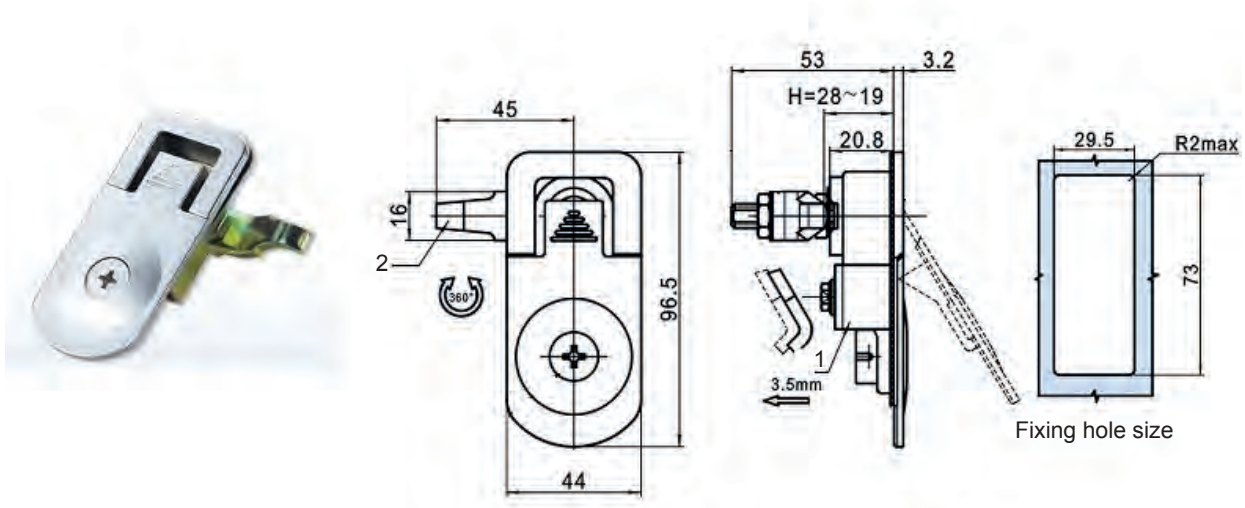
FH726.1BK - COMPRESSION HANDLE



Handle part number
FH726.1BK

Ref	Part description	Material - Finishing
1	Body	Zinc alloy - Black powder coated
2	Cam	Steel - White zinc Cr6 free

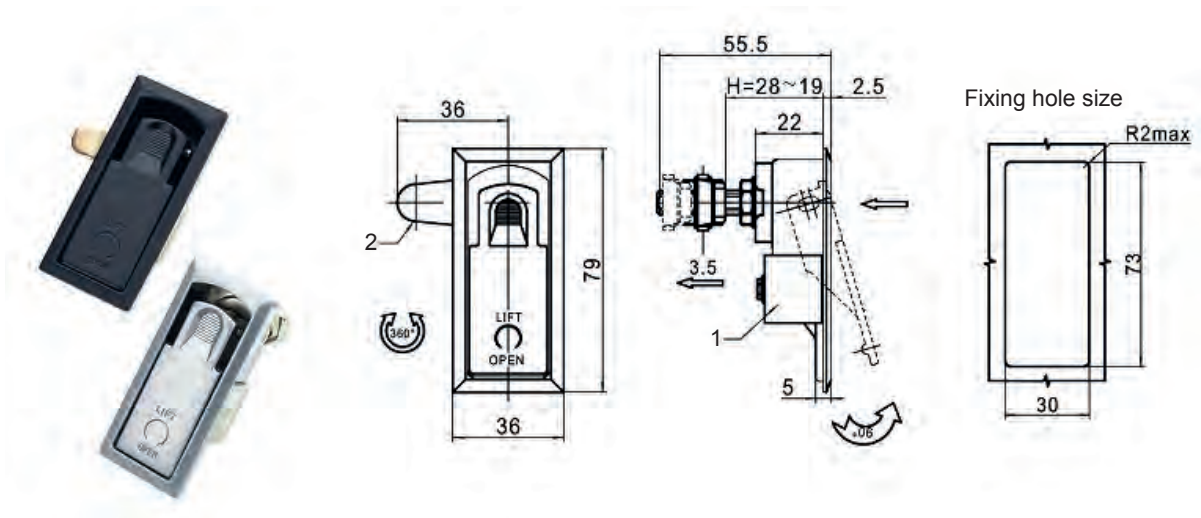
FH726.11CP - COMPRESSION HANDLE



Handle part number
FH726.11CP

Ref	Part description	Material - Finishing
1	Body	Zinc alloy - Chrome plated
2	Cam	Steel - White zinc Cr6 free

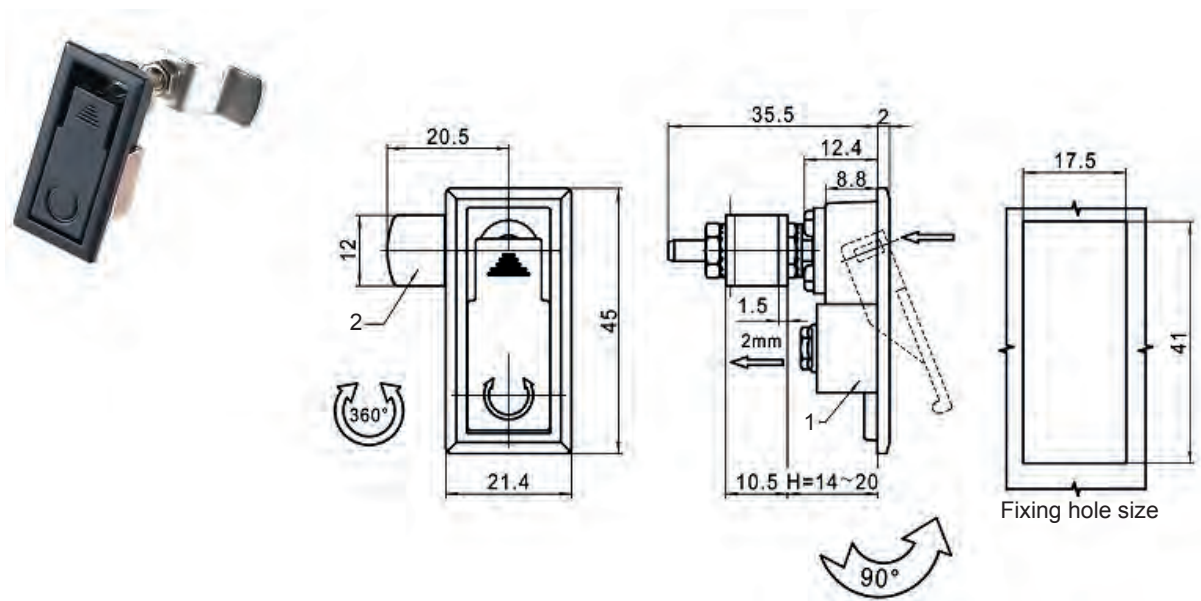
FH726.2BK - COMPRESSION HANDLE



Handle part number
FH726.2BK

Ref	Part description	Material - Finishing
1	Body	Zinc alloy - Black powder coated
2	Cam	Steel - White zinc Cr6 free

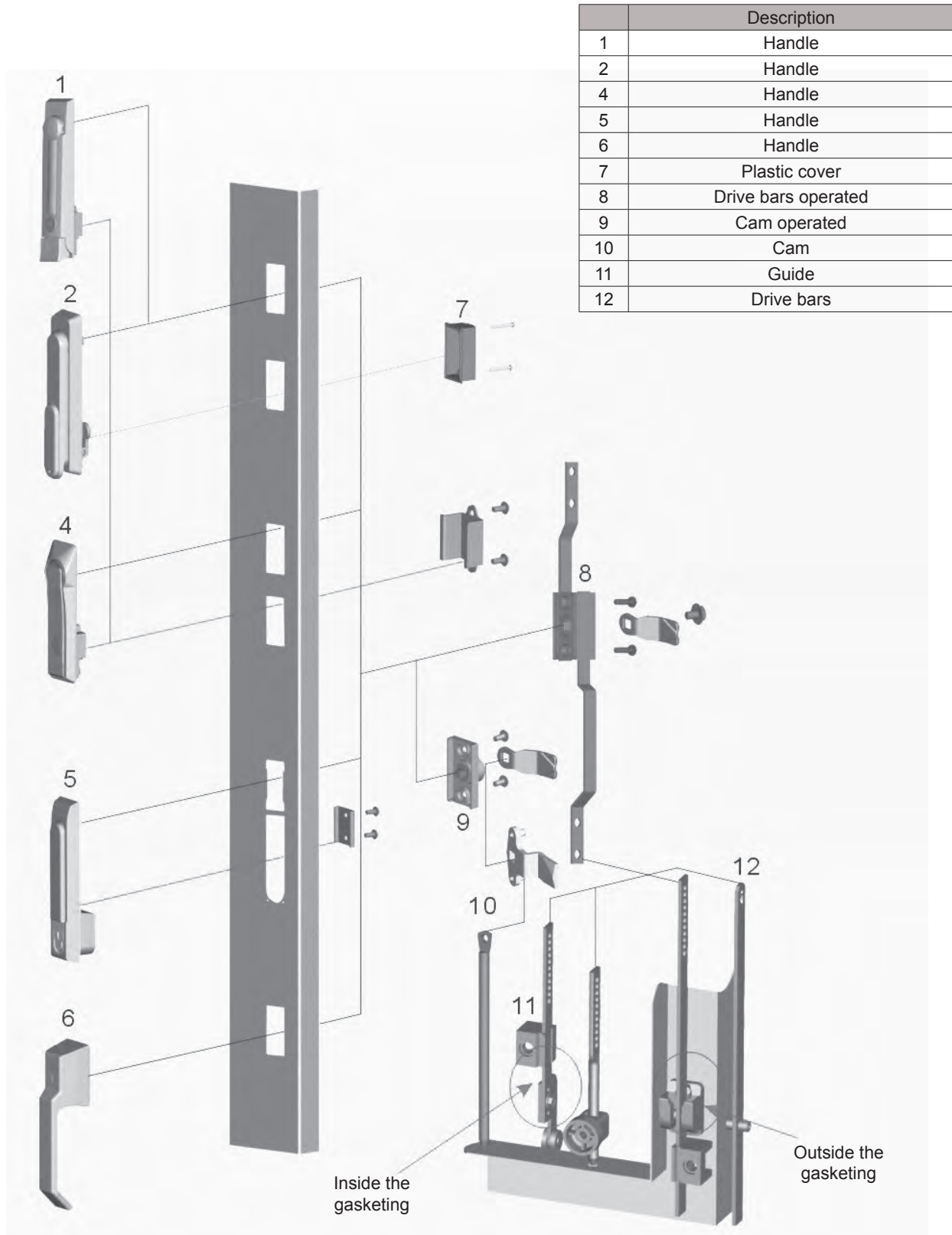
FH726.3BK - COMPRESSION HANDLE



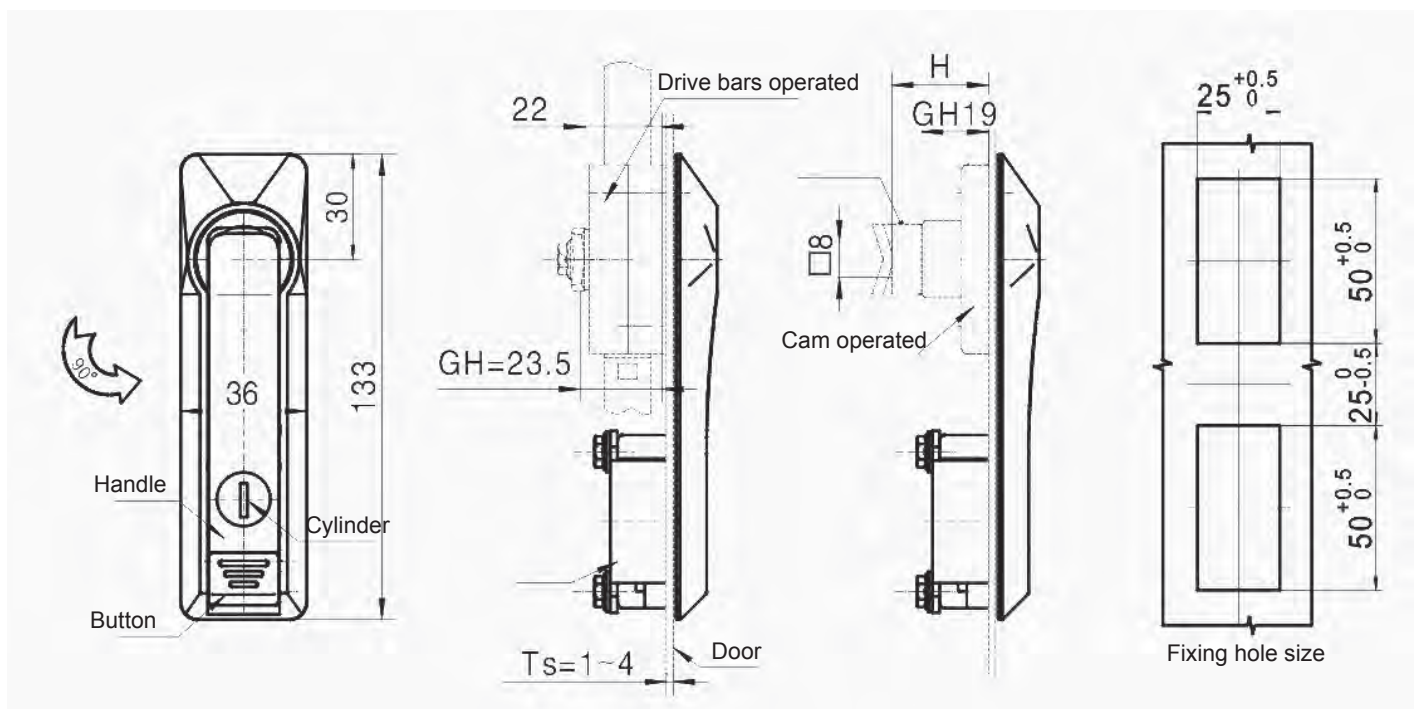
Handle part number
FH726.3BK

Ref	Part description	Material - Finishing
1	Body	Zinc alloy - Black powder coated
2	Cam	Stainless steel

OPTIONS CHART - DOOR THICKNESS 1 MM - 4 MM



FH831 - FH819 - HANDLE




Options: Cam operated Mb9; see page 15
 Drive bars operated Mb1; see page 15

Handle part number	Description
FH831.1	With button
FH831.2	Without button
FH819.1	With button
FH819.2	Without button

Ref	Part description	Material - Finishing
1	Body Handle	Zinc alloy - Black powder coated
2	Handle	Steel - White zinc Cr6 free
3	Drive bars	Steel - White zinc Cr6 free

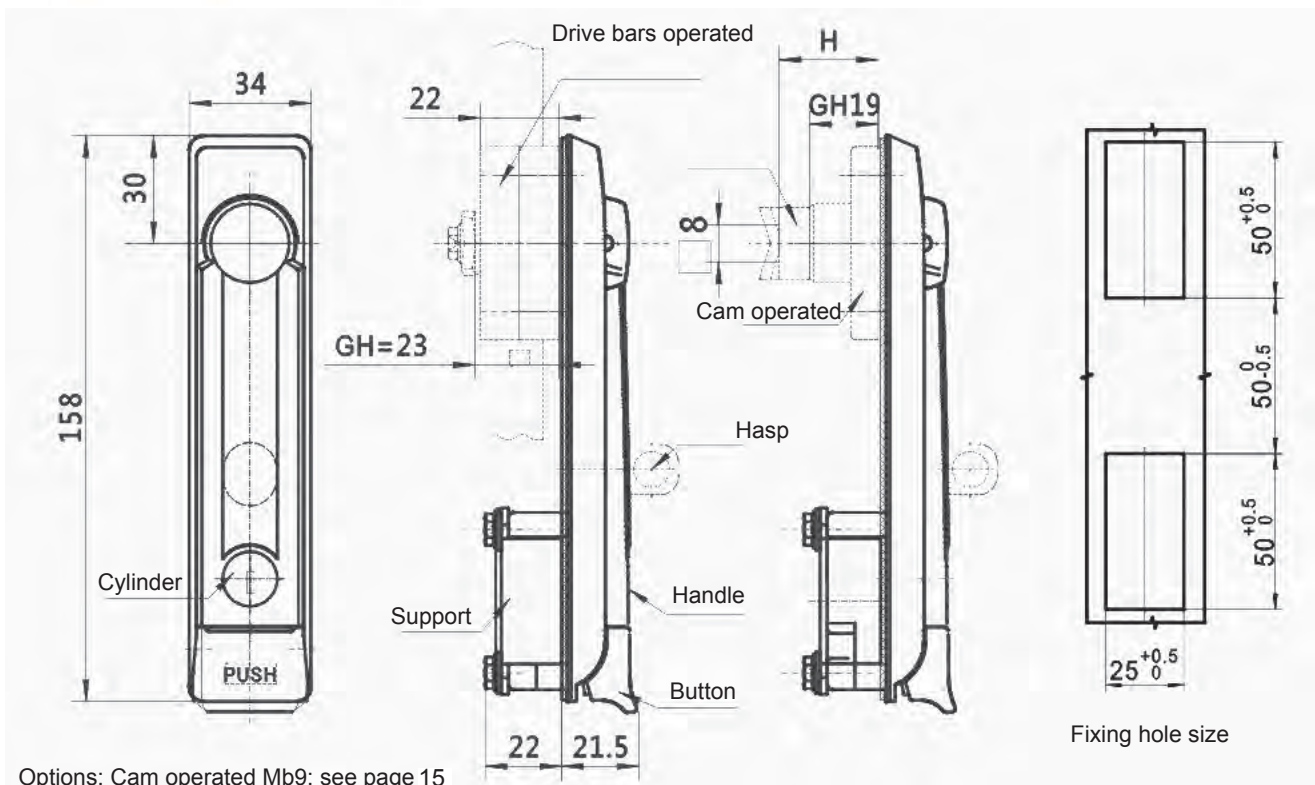
FH832 - FH833 - HANDLE



FH832.1 FH832.2 FH832.1P



FH833.1 FH833.2

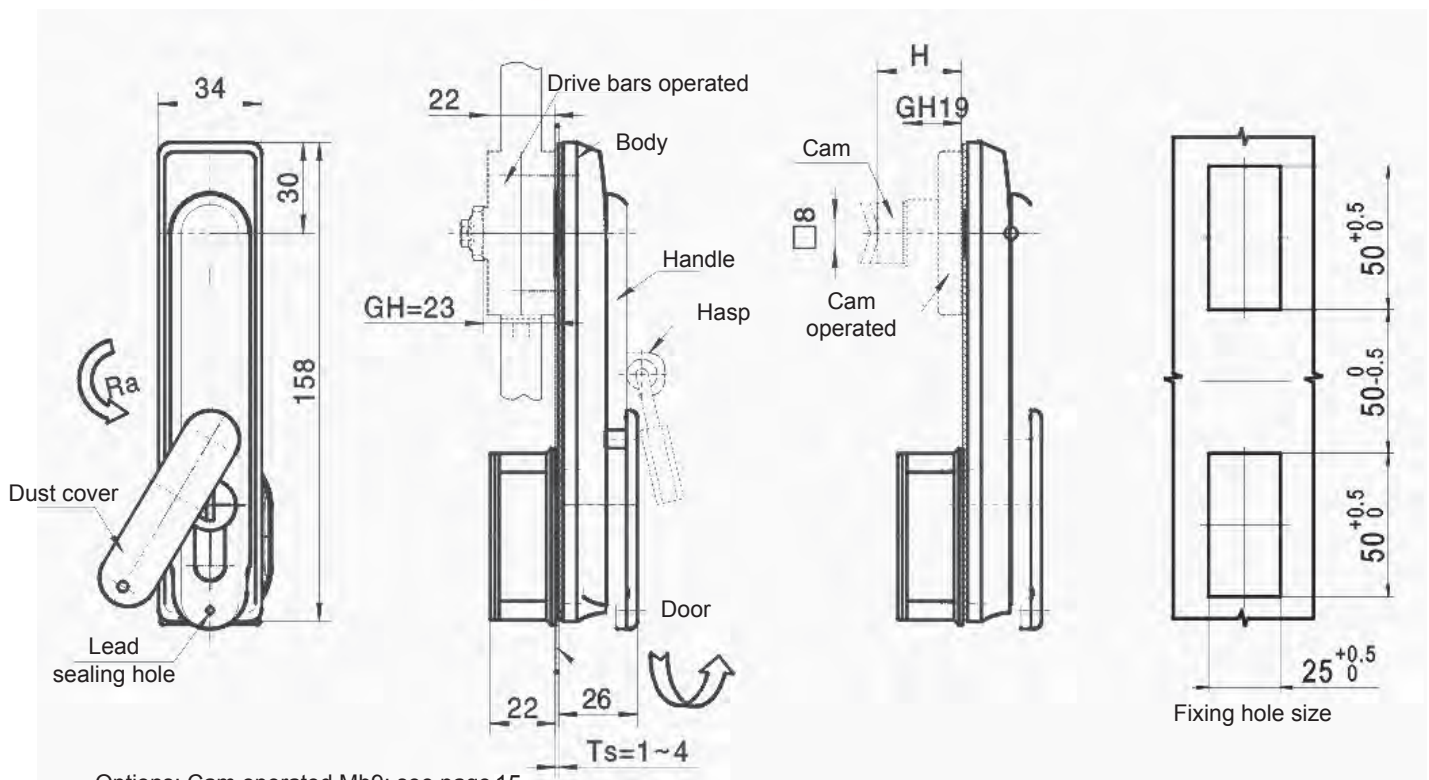


Options: Cam operated Mb9; see page 15
Drive bars operated Mb0; see page 15

Handle part number	Description
FH832.1	With button
FH832.2	Without button
FH832.1P	With button, with Hasp
FH833.1	With button
FH833.2	Without button

Ref	Part description	Material - Finishing
1	Body Handle	Zinc alloy - Black powder coated
2	Handle	Steel - White zinc Cr6 free
3	Drive bars	Steel - White zinc Cr6 free

FH840 - HANDLE

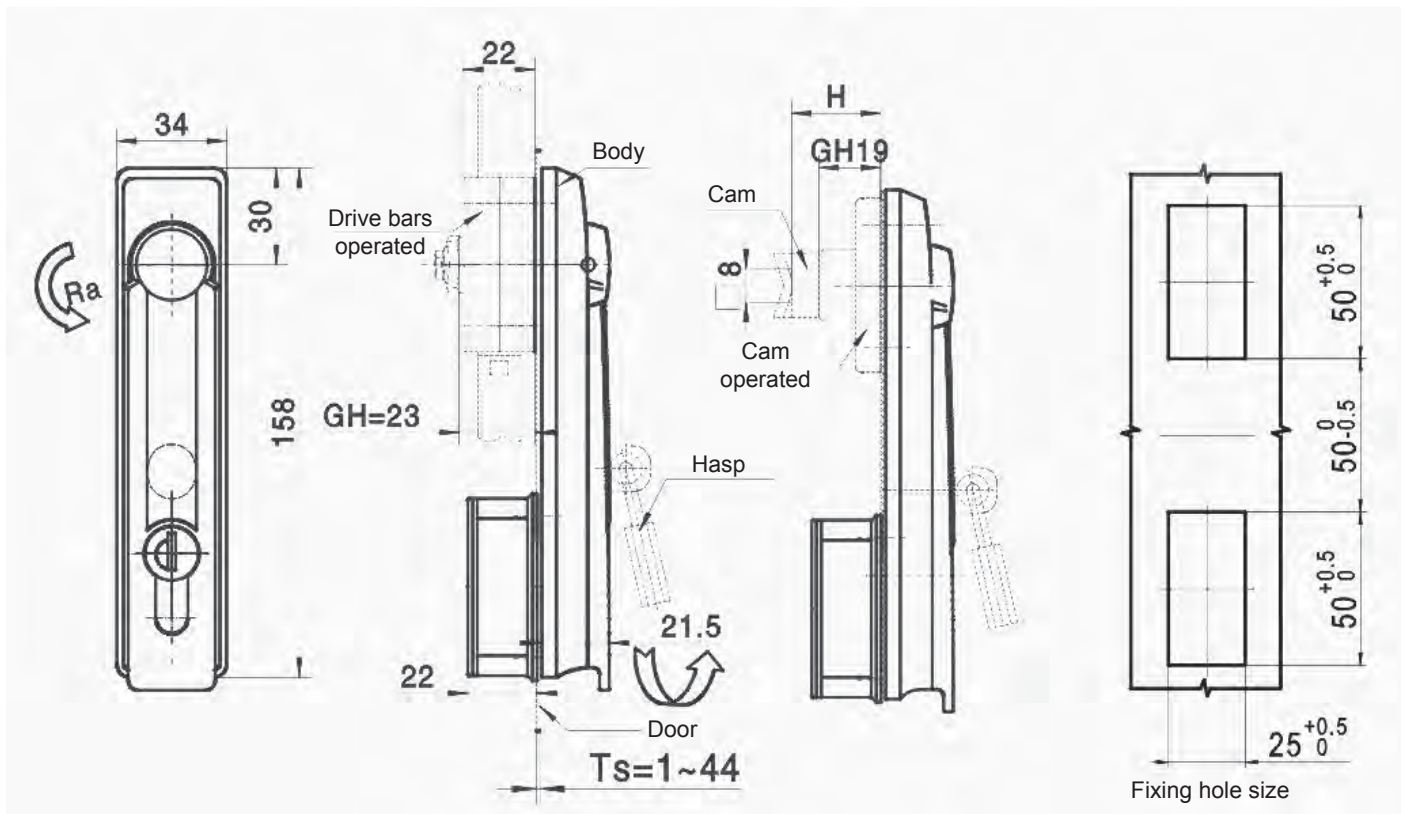


Options: Cam operated Mb9; see page 15
 Drive bars operated Mb0; see page 15

Handle part number	Description
FH840.1	Drive bars, with Mb01
FH840.1.2	Drive bars, with Mb02
FH840.2	Cam

Ref	Part description	Material - Finishing
1	Body and Handle	Zinc alloy - Black powder coated
2	Cam	Steel - White zinc Cr6 free
3	Key-lock cylinder	Zinc alloy - Bright chrome

FH846 - HANDLE

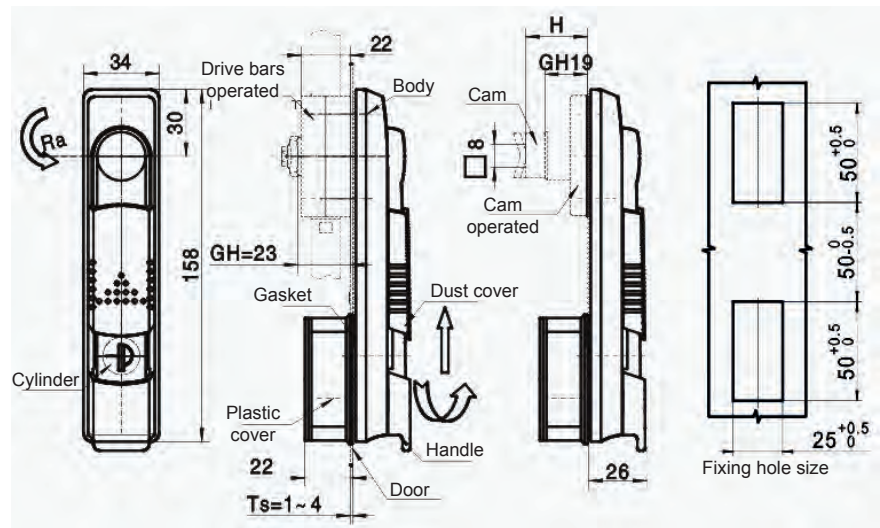


Options: Cam operated Mb9; see page 15
 Drive bars operated Mb0; see page 15

Handle part number	Description
FH846.1	Drive bars, with Mb01
FH846.1.2	Drive bars, with Mb02
FH846.2	Cam

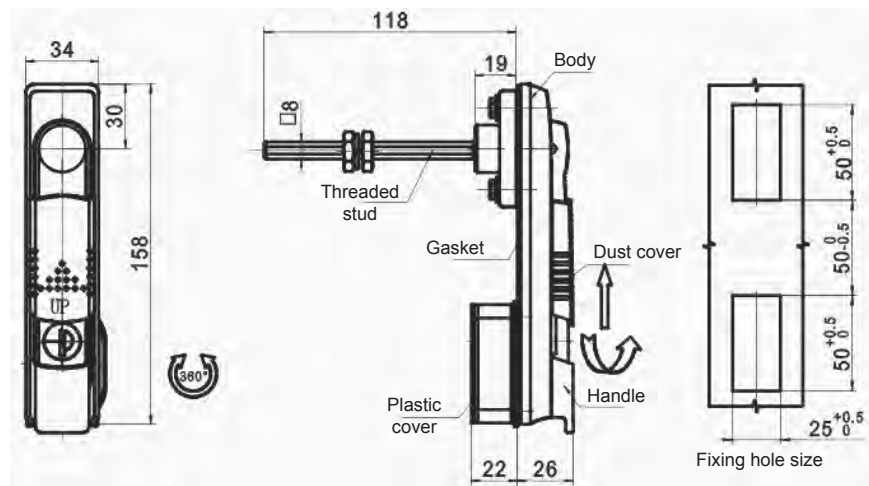
Ref	Part description	Material - Finishing
1	Body and Handle	Zinc alloy - Black powder coated
2	Cam	Steel - White zinc Cr6 free
3	Key-lock cylinder	Zinc alloy - Bright chrome

FH848 - HANDLE



Handle part number	Description	Ref	Part description	Material - Finishing
FH848.1	Drive bars, with Mb01	1	Body and Handle	Zinc alloy - Black powder coated
FH848.2	Cam	2	Drive bars/Cam	Steel - White zinc Cr6 free
		3	Dust cover	Plastic
		4	Key-lock cylinder	Zinc alloy - Bright chrome

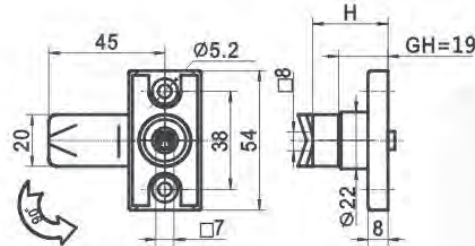

FH848.3 - HANDLE



Handle part number	Description	Ref	Part description	Material - Finishing
FH848.3	Threaded stud sq. 8	1	Body and Handle	Zinc alloy - Black powder coated
		2	Drive bars/Cam	Steel - White zinc Cr6 free
		3	Dust cover	Plastic
		4	Key-lock cylinder	Zinc alloy - Bright chrome

SCHLIESSTANGEN UND RIEGEL DRIVE BARS AND CAMS

Cams operated Mb9

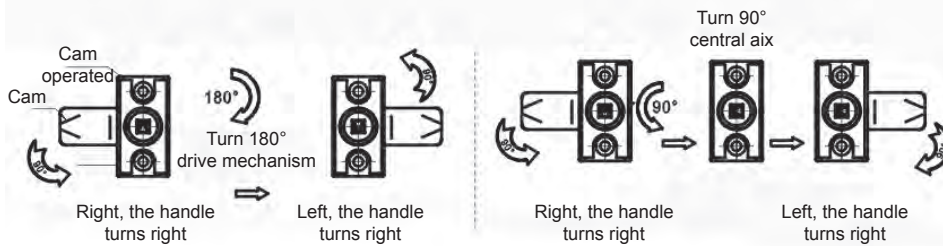


Standard cam rotation: 90°, Cam hole size sq.8, Cam type available S1B - S2B - S3B
Standard cam: S1B4507 - S3B4510

Drive bars operated

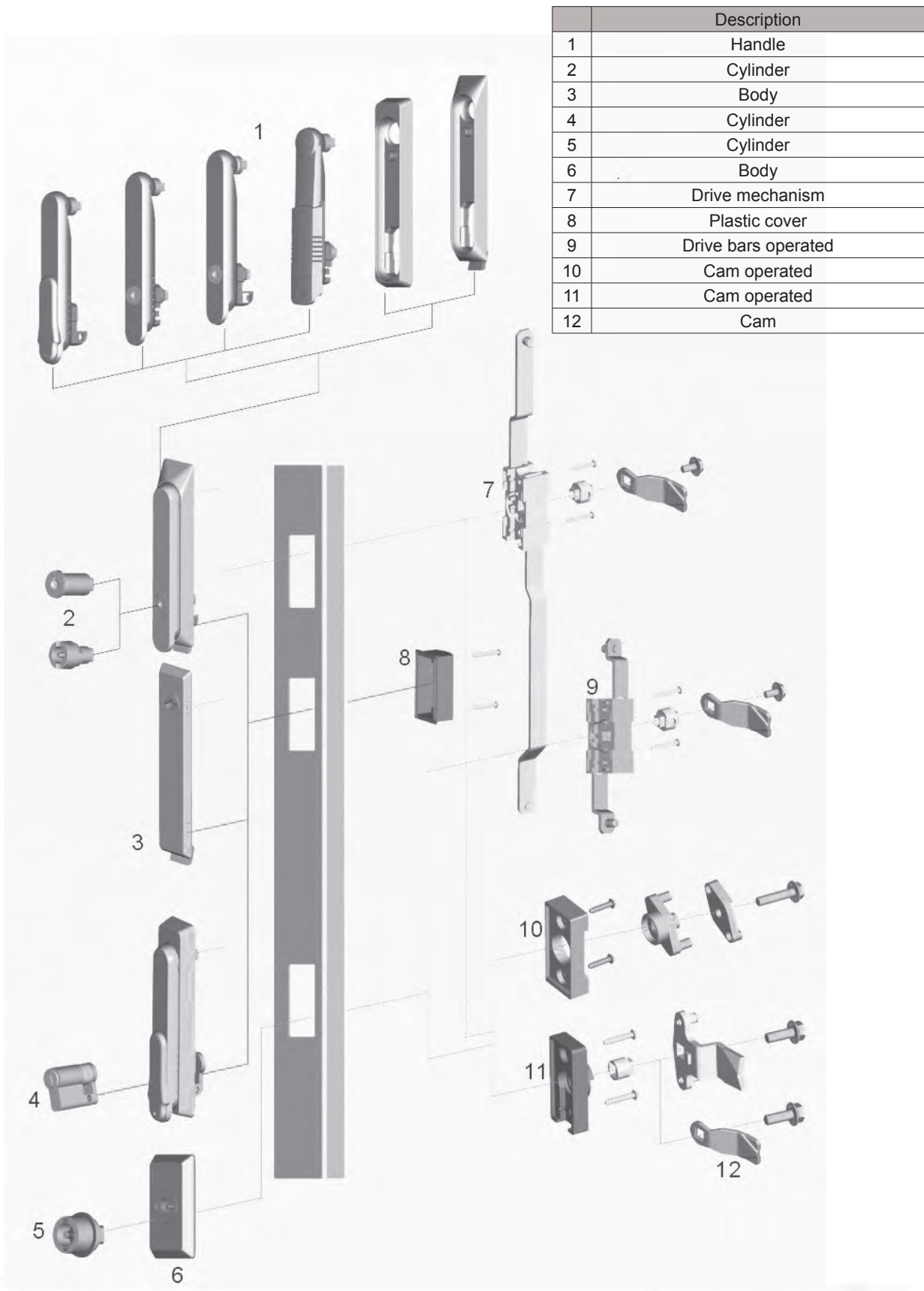


Cam hole size sq.7
Standard cam: S1A3500



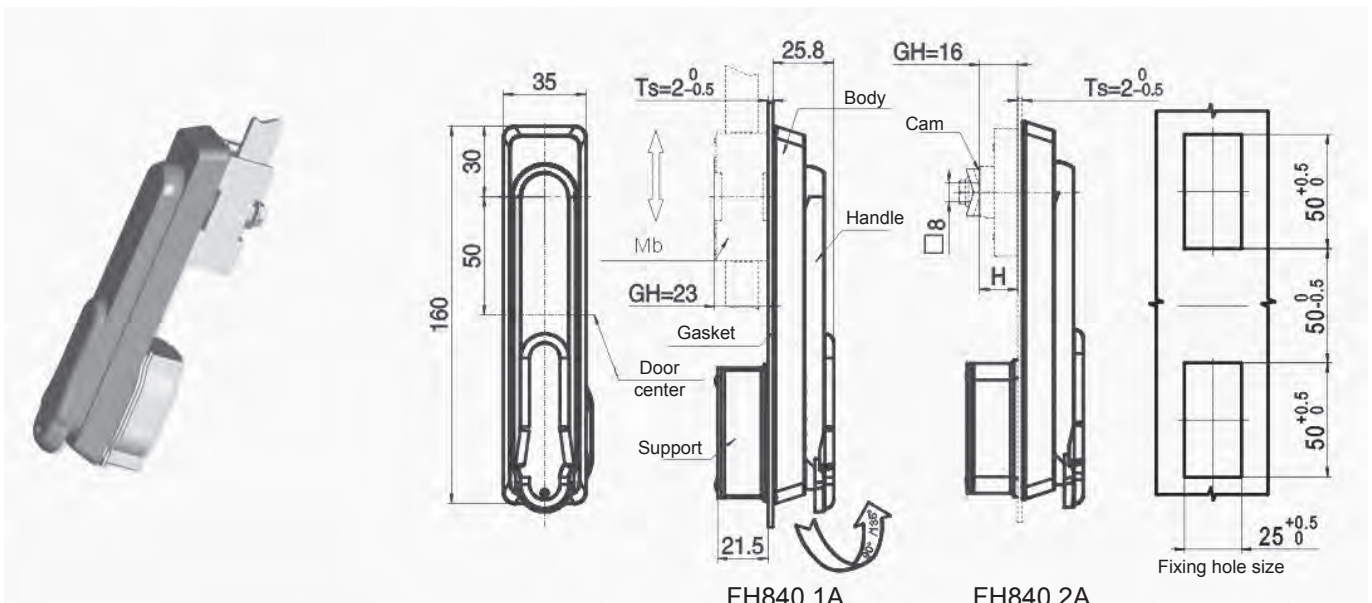
Mb0						Mb1						Mb3						
Cod.	Dm	Ra	A	B	Spec.	Cod.	Dm	Ra	A	B	Spec.	Cod.	Dm	Ra	A	B	Spec.	
Mb04	15	90°	138	198	No Cam	Mb14	23	120°	130	188	No Cam	Mb34	23	135°	138	130	No Cam	
Mb03	15	90°	138	198	Cam	Mb13	20	115°	130	188	Cam							
Mb02	15	90°	122	196	No Cam	Mb12	15	90°	122	180	No Cam							
Mb01	15	90°	122	196	Cam	Mb11	15	90°	122	180	Cam	Mb31	15	90°	122	122	Cam	

OPTIONS CHART - DOOR THICKNESS 2 MM



	Description
1	Handle
2	Cylinder
3	Body
4	Cylinder
5	Cylinder
6	Body
7	Drive mechanism
8	Plastic cover
9	Drive bars operated
10	Cam operated
11	Cam operated
12	Cam

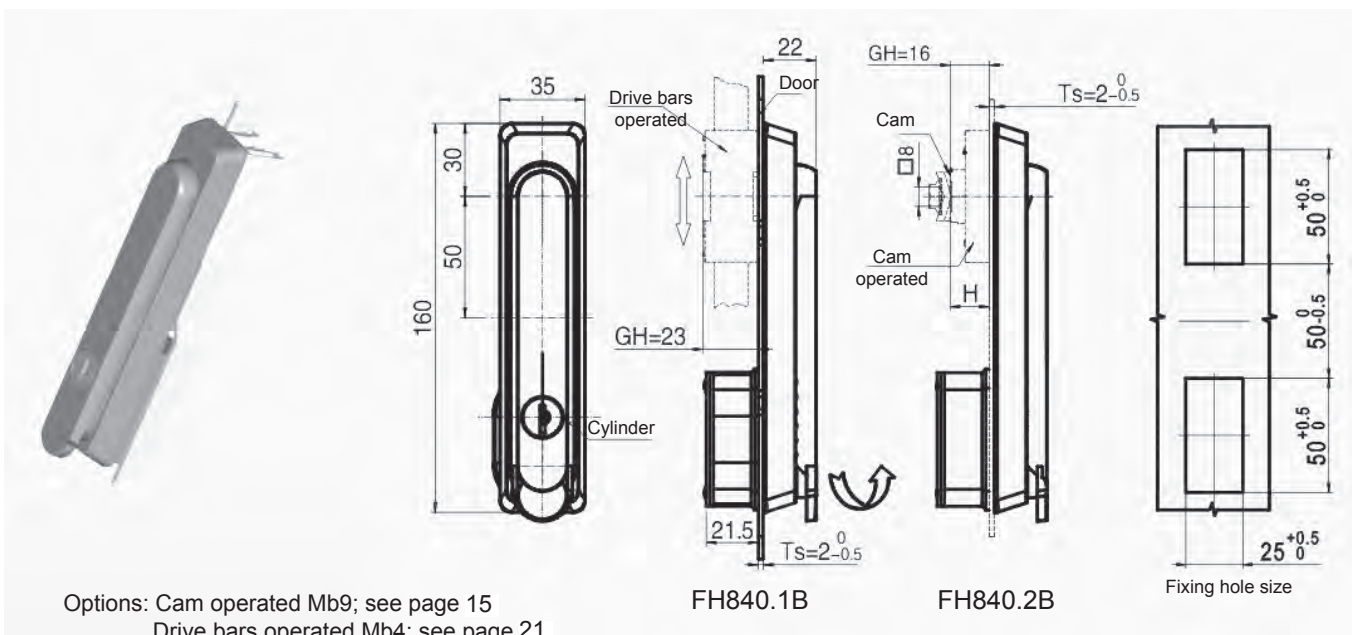
FH840.*A - HANDLE



Options: Cam operated Mb9; see page 15
 Drive bars operated Mb4; see page 21

Handle part number	Description	Ref	Part description	Material - Finishing
FH840.1A	Drive bars	1	Body and Handle	Black plastic
FH840.2A	Cam	2	Drive bars/Cam	Steel - White zinc Cr6 free
		3	Cylinder	Zinc alloy - Bright chrome

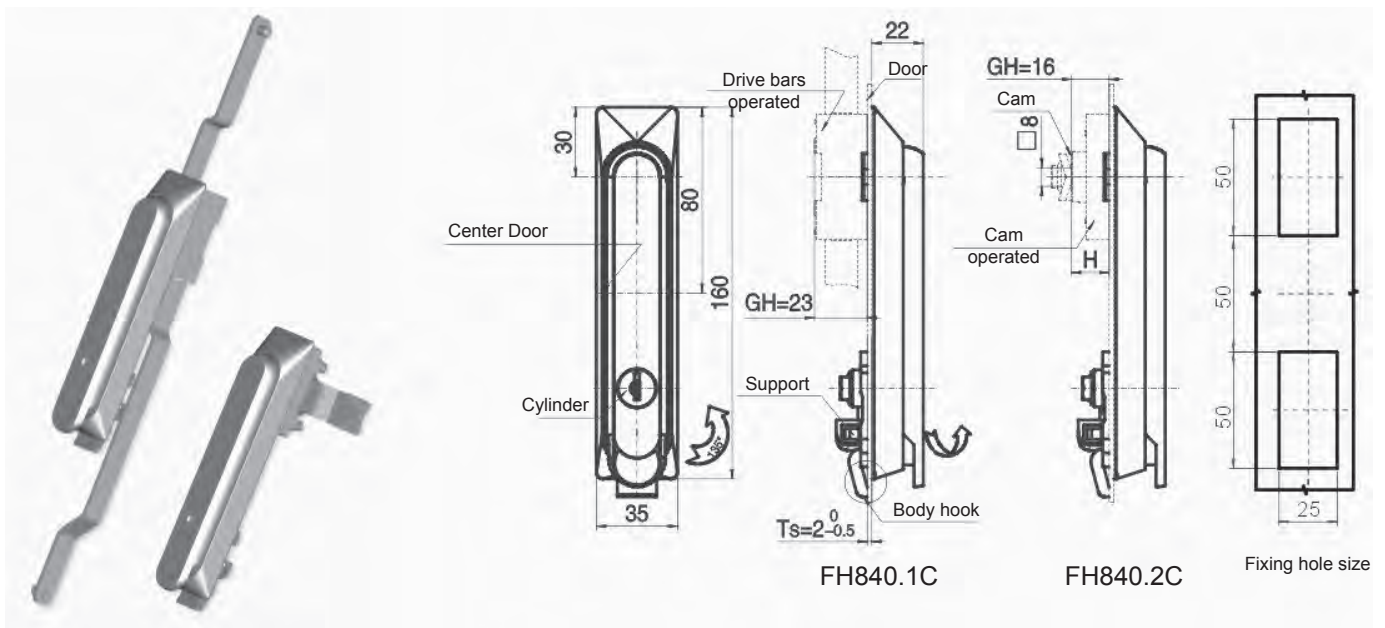
FH840.*B - HANDLE



Options: Cam operated Mb9; see page 15
 Drive bars operated Mb4; see page 21

Handle part number	Description	Ref	Part description	Material - Finishing
FH840.1B	Drive bars	1	Body and Handle	Black plastic
FH840.2B	Cam	2	Drive bars/Cam	Steel - White zinc Cr6 free
		3	Cylinder	Zinc alloy - Bright chrome

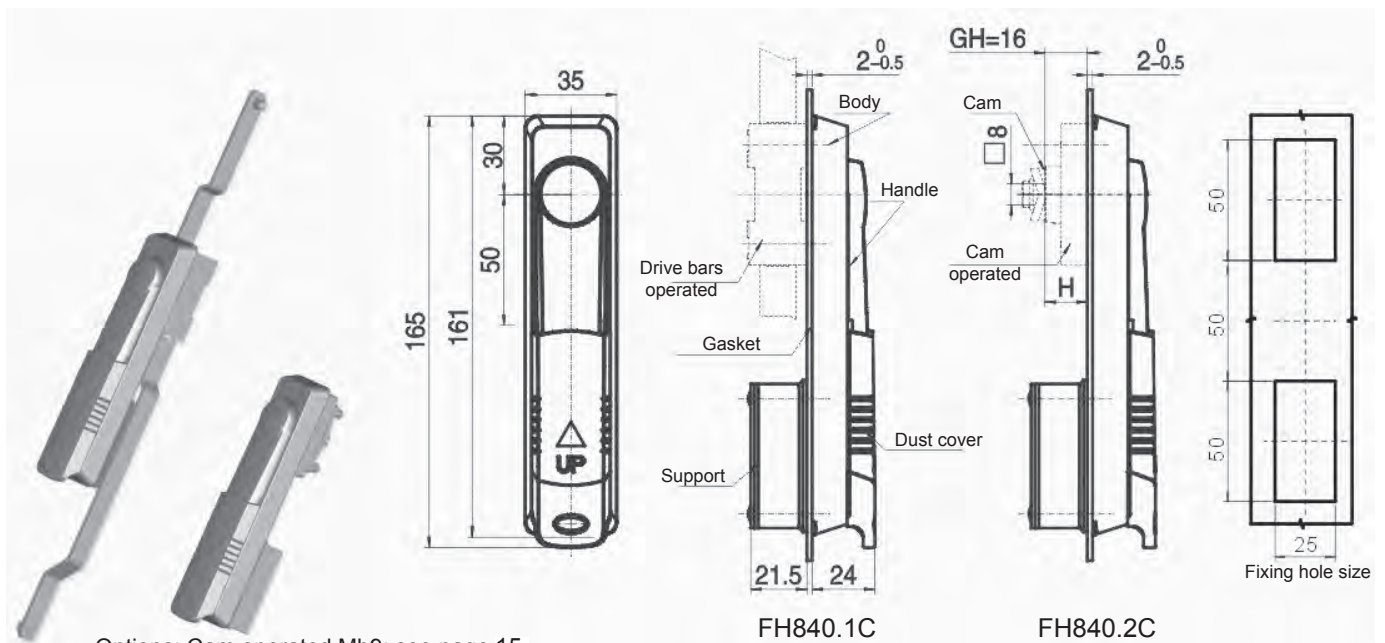
FH840.*C - HANDLE



Options: Cam operated Mb9; see page 15
 Drive bars operated Mb4; see page 21

Handle part number	Description	Ref	Part description	Material - Finishing
FH840.1C	Drive bars	1	Body and Handle	Black plastic
FH840.2C	Cam	2	Drive bars/Cam	Steel - White zinc Cr6 free

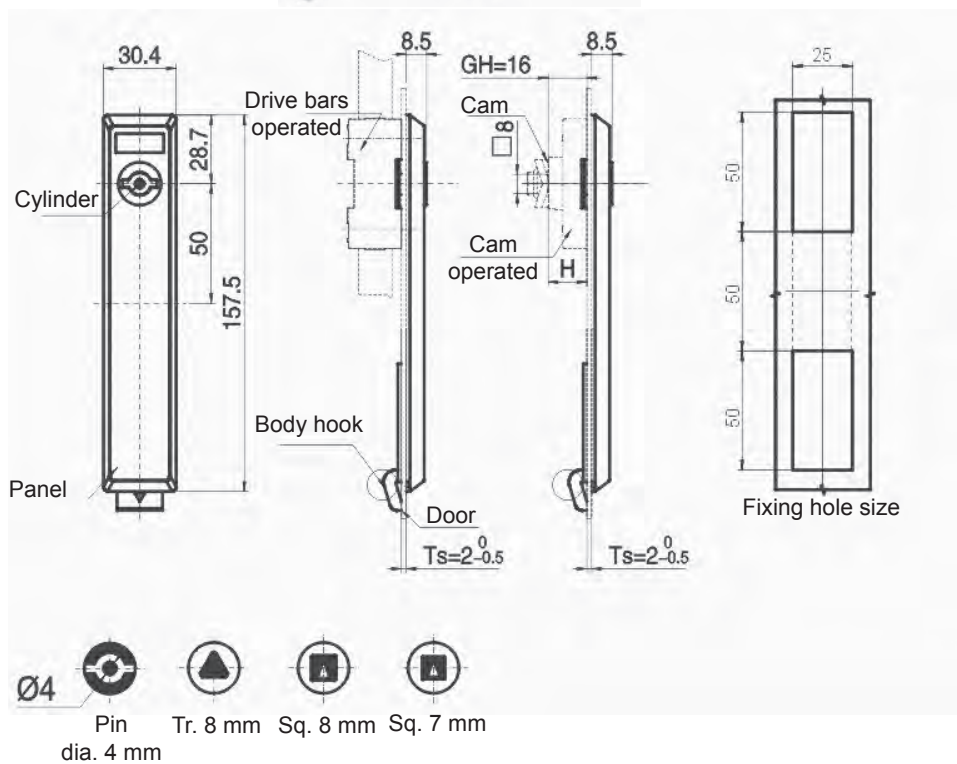
FH848.*B - HANDLE



Options: Cam operated Mb9; see page 15
 Drive bars operated Mb4; see page 21

Handle part number	Description	Ref	Part description	Material - Finishing
FH848.1B	Drive bars	1	Body and Handle	Black plastic
FH848.2B	Cam	2	Drive bars/Cam	Steel - White zinc Cr6 free

FH875.* - HANDLE

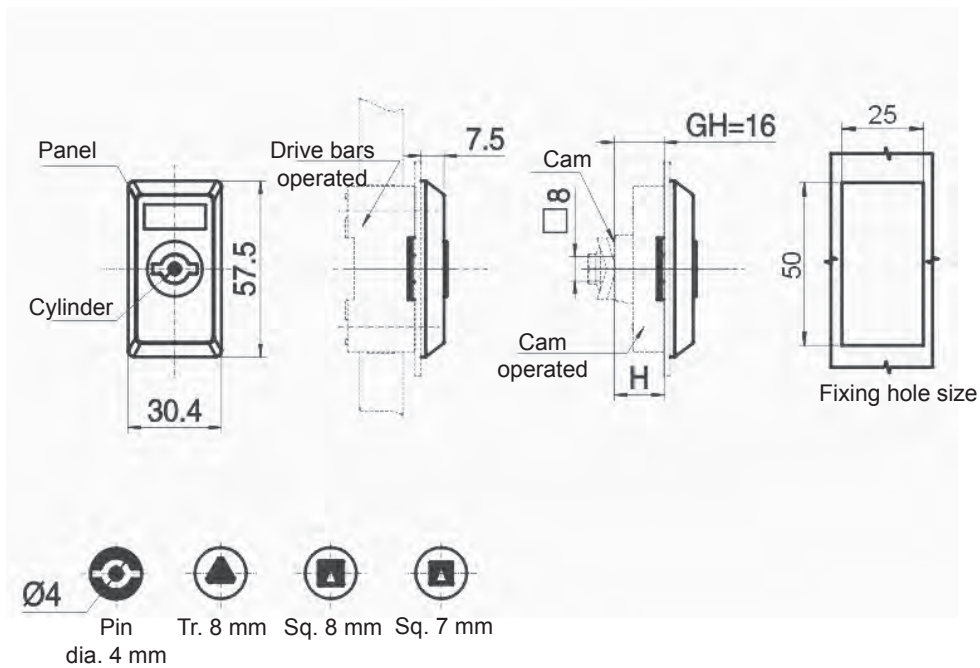


Options: Cam operated Mb9; see page 15
 Drive bars operated Mb4; see page 21

Handle part number with Drive bars	Handle part number with Cam	Cylinder
FH875.1.1	FH875.2.1	Pin dia. 4 mm
FH875.1.2	FH875.2.2	Triangle 8 mm
FH875.1.3	FH875.2.3	Square 7 mm
FH875.1.4	FH875.2.4	Square 8 mm

Ref	Part description	Material - Finishing
1	Body and Handle	Black plastic
2	Drive bars/Cam	Steel - White zinc Cr6 free
3	Key-lock cylinder	Zinc alloy - Bright chrome

FH875.*.* - HANDLE

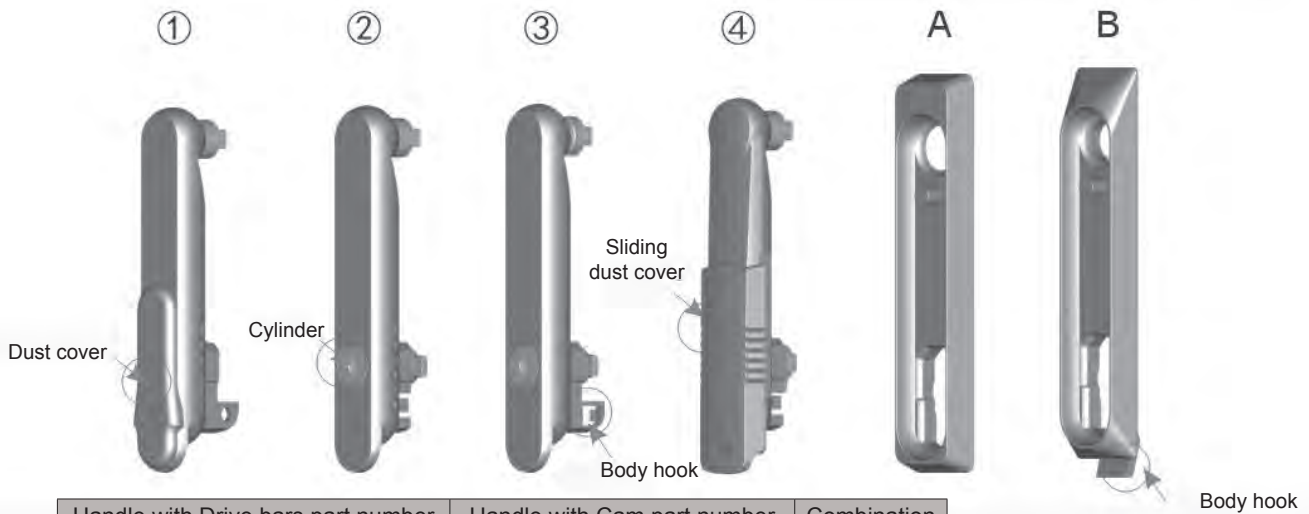


Options: Cam operated Mb9; see page 15
 Drive bars operated Mb5; see page 21

Handle part number with Drive bars	Handle part number with Cam	Cylinder
FH875.1A.1	FH875.2A.1	Pin dia. 4 mm
FH875.1A.2	FH875.2A.2	Triangle 8 mm
FH875.1A.3	FH875.2A.3	Square 7 mm
FH875.1A.4	FH875.2A.4	Square 8 mm

Ref	Part description	Material - Finishing
1	Body and Handle	Black plastic
2	Drive bars/Cam	Steel - White zinc Cr6 free
3	Key-lock cylinder	Zinc alloy - Bright chrome

OPTIONS CHART - DOOR THICKNESS 2 MM

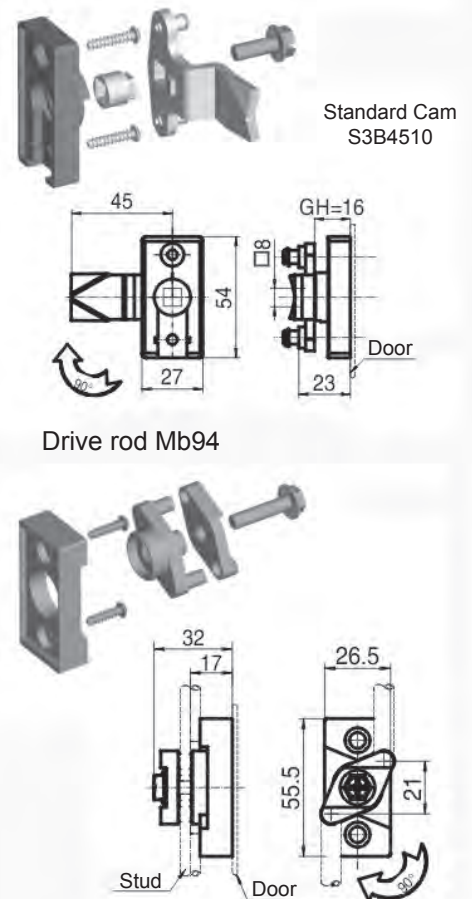


Handle with Drive bars part number	Handle with Cam part number	Combination
MS840.2A	MS840.2A	1 - A
MS840.1D	MS840.2D	1 - B
MS840.1B	MS840.2B	2 - A
MS840.1E	MS840.2E	2 - B
MS840.1F	MS840.2F	3 - A
MS840.1C	MS840.2C	3 - B
MS848.1B	MS848.2B	4 - A
MS848.1C	MS848.2C	4 - B

Cam operated Mb92-Y and Mb92-Z

Mb4							Mb5						
Cod.	Dm	Ra	A	B	C	D	Spec.	Cod.	Dm	Ra	A	B	Spec.
Mb43	23,5	135°	123,5	223,5	173,5	173,5	Cam	Mb51	23,5	135°	62,5	62,5	Cam
Mb44	23,5	135°	123,5	223,5	173,5	173,5	No Cam	Mb52	23,5	135°	62,5	62,5	No Cam

Standard drive: rotation 135°, Cam hole size q.8
Standard cam: S1B3500
Use without cam only outside the gasket



FH865 - HANDLE

Technical drawing of the FH865 handle assembly. The drawing includes an exploded view of the handle, drive bar, and cylinder. Key dimensions are provided: 147.5, 36, 173.5, 148, 199.5, 3, 22, 15, 135°=23.5, 90°=16, 14, 135°=23.5, 90°=16, 108.5, 100, 9.2, 25, 75, 101.5, 37.5, 37.5, L1, L, 347, 75, 101.5, 37.5, 37.5, L1, 37.5, 2, 25.

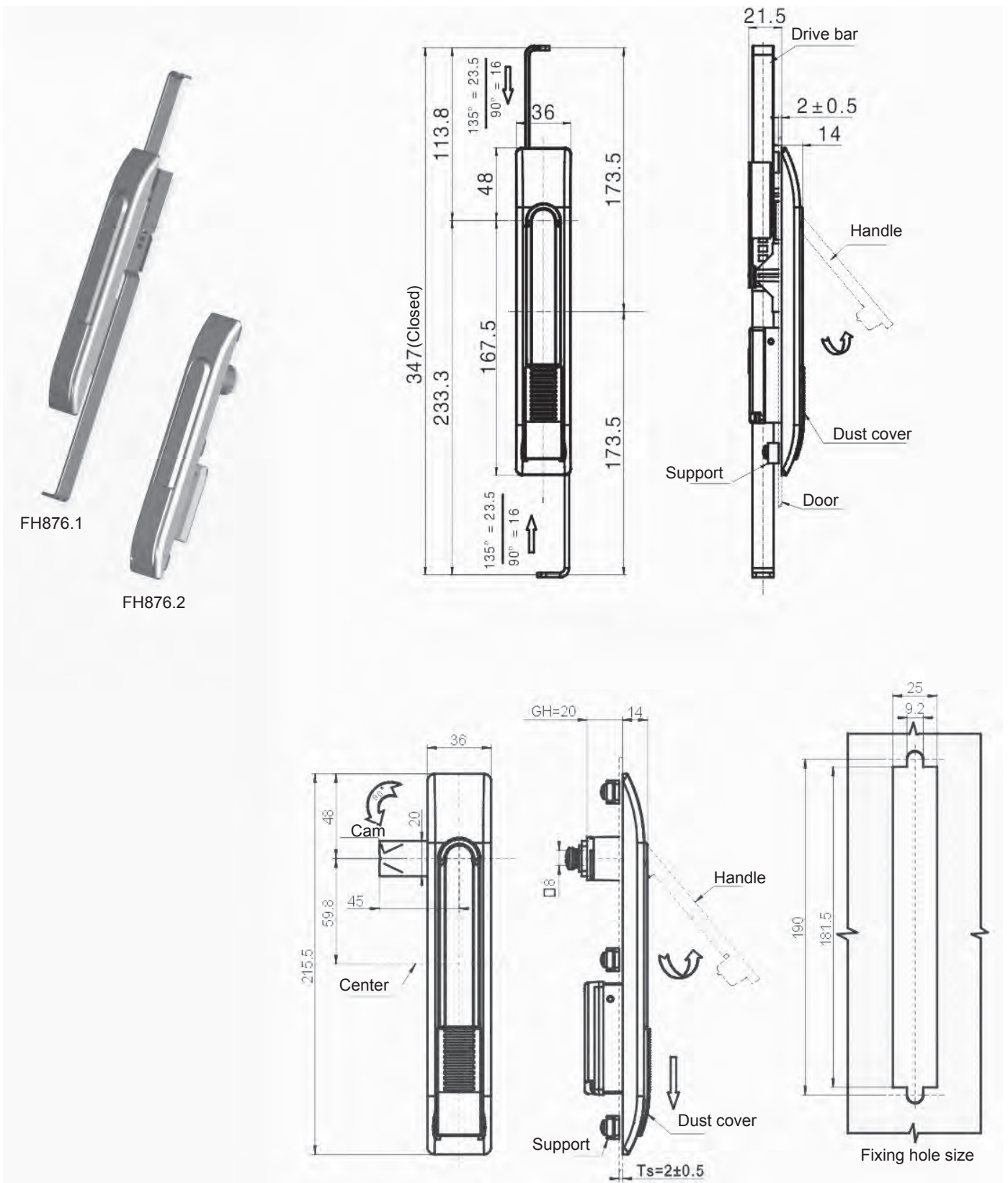
Labels in the drawing include: Drive bar, Body, Handle, Cylinder, Support, Door, TS=1.5~2.5, Gasket, Fixing hole size, Steel, Plastic, Center, A, B, C, D, E, RG003, RG001.

Change the drive bar for RH/LH version

Drive bars part number	L	L1
LG010.226	400	226,5
LG010.326	500	326,5
LG010.426	600	426,5
LG010.526	700	526,5

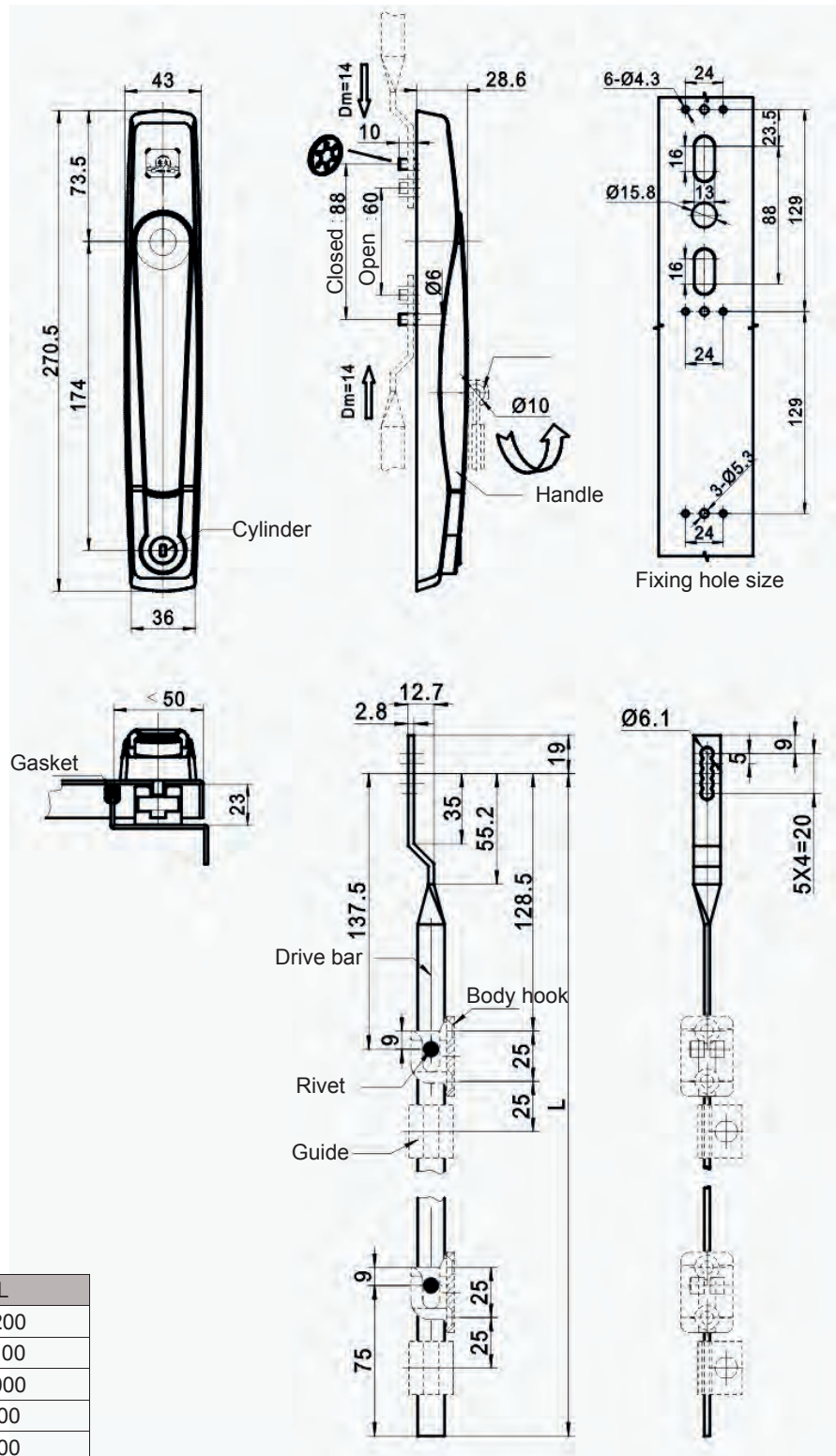
Ref	Part description	Material - Finishing
1	Body	Black plastic
2	Drive bars	Steel - White zinc Cr6 free
3	Handle	Zinc alloy - Black powder coated

FH876.* - HANDLE



Handle part number	Description	Ref	Part description	Material - Finishing
FH876.1	Drive bars	1	Body	Black plastic
FH876.2	Cam	2	Drive bars/Cam	Steel - White zinc Cr6 free

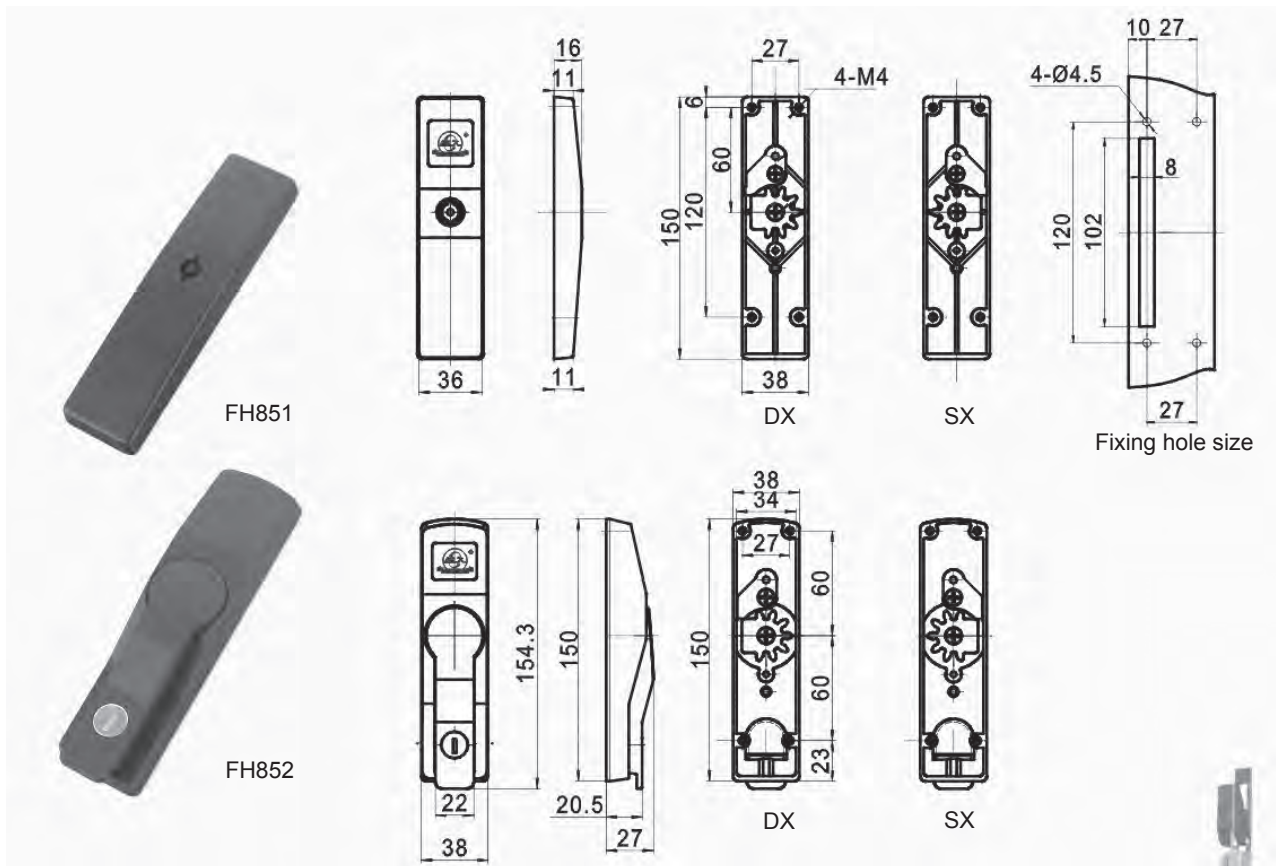
FH838 - HANDLE



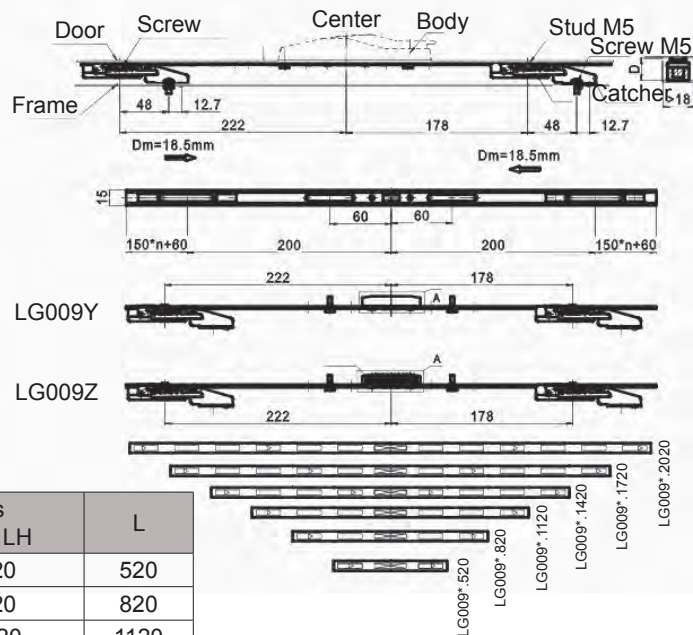
Drive bars part number	L
LG005.1200	1200
LG005.1100	1100
LG005.1000	1000
LG005.900	900
LG005.800	800
LG005.700	700
LG005.600	600

Ref	Part description	Material - Finishing
1	Body	Zinc alloy - Black powder coated
2	Handle	Zinc alloy - Black powder coated

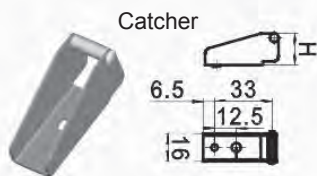
FH851/FH852 - HANDLE



Standard version: RH with drive bars LG009Y



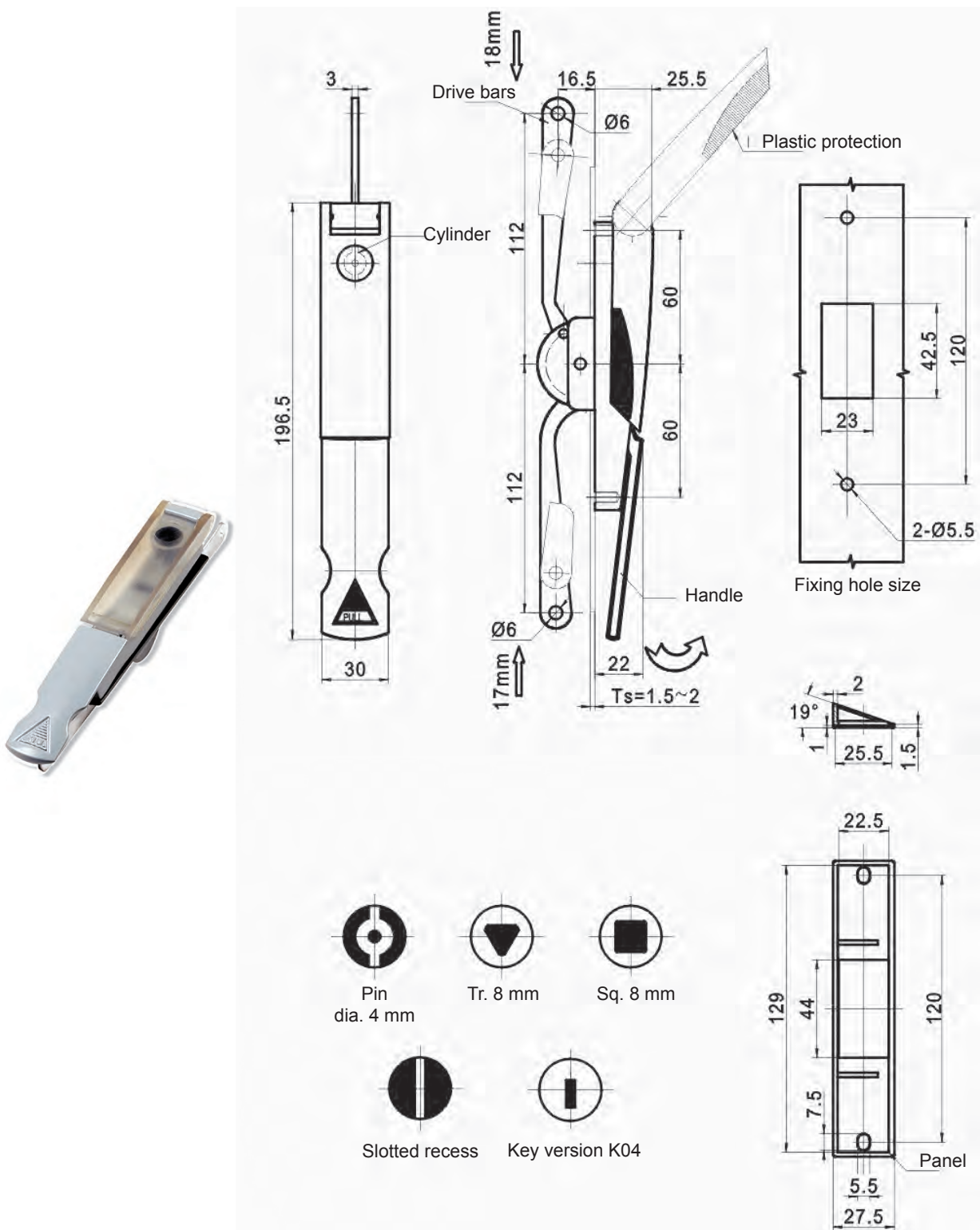
Catcher P/N	H	D
BC01.25	21,5	25
BC01.22	18,5	22
BC01.19	15,5	19
BC01.15	11,5	15



Drive bars part number RH	Drive bars part number LH	L
LG009Y.520	LG009Z.520	520
LG009Y.820	LG009Z.820	820
LG009Y.1120	LG009Z.1120	1120
LG009Y.1420	LG009Z.1420	1420
LG009Y.1720	LG009Z.1720	1720

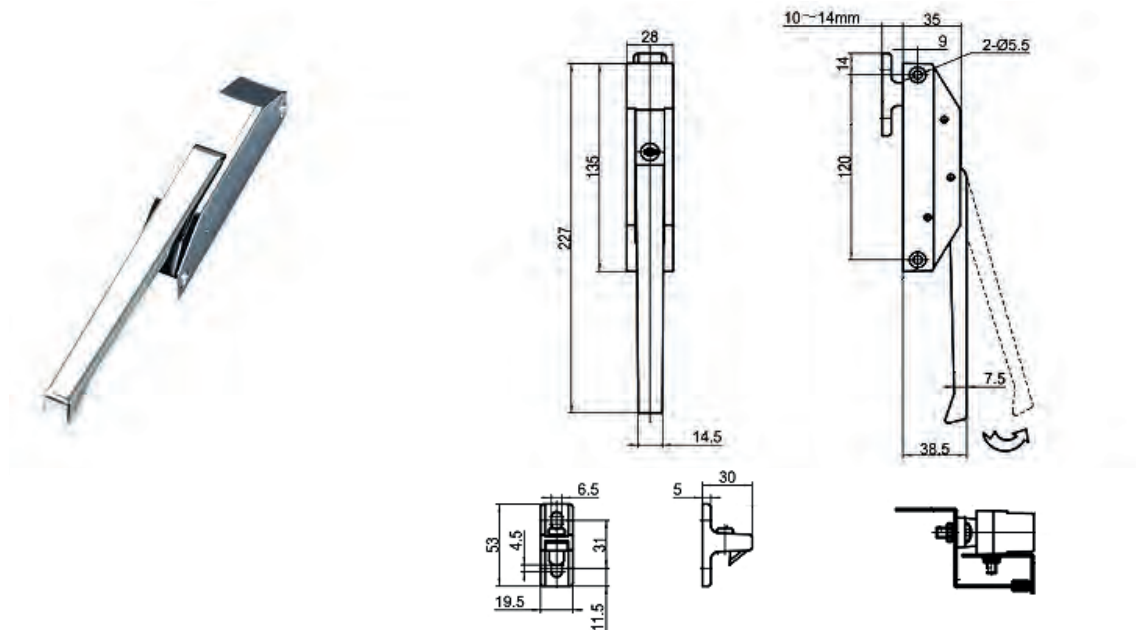
Ref	Part description	Material - Finishing
1	Body	Zinc alloy - Black powder coated
2	Handle	Zinc alloy - Black powder coated

FH853 - HANDLE



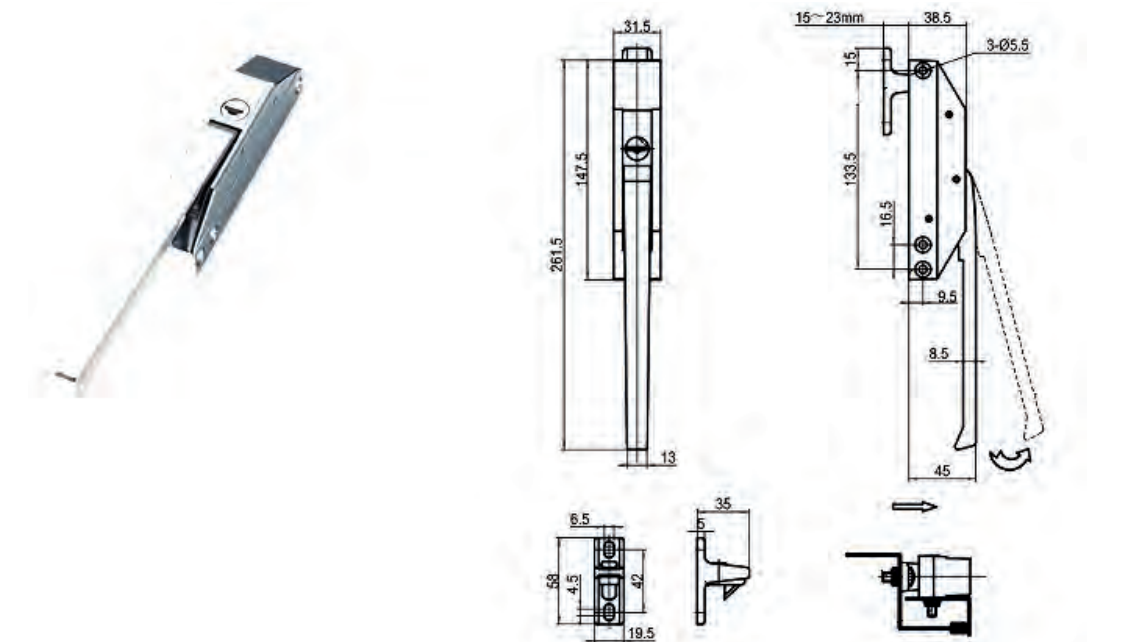
Handle part number	Description	Ref	Part description	Material - Finishing
FH853.1.1	Pin dia. 4 mm	1	Body and Handle	Zinc alloy - Grey powder coated
FH853.1.2	Triangle 8 mm	2	Drive bars	Steel - White zinc Cr6 free
FH853.1.3	Square 8 mm	3	Dust cover	Plastic PC
FH853.1.4	Slotted recess			
FH853.2	Key K04			

FH680 - HANDLE



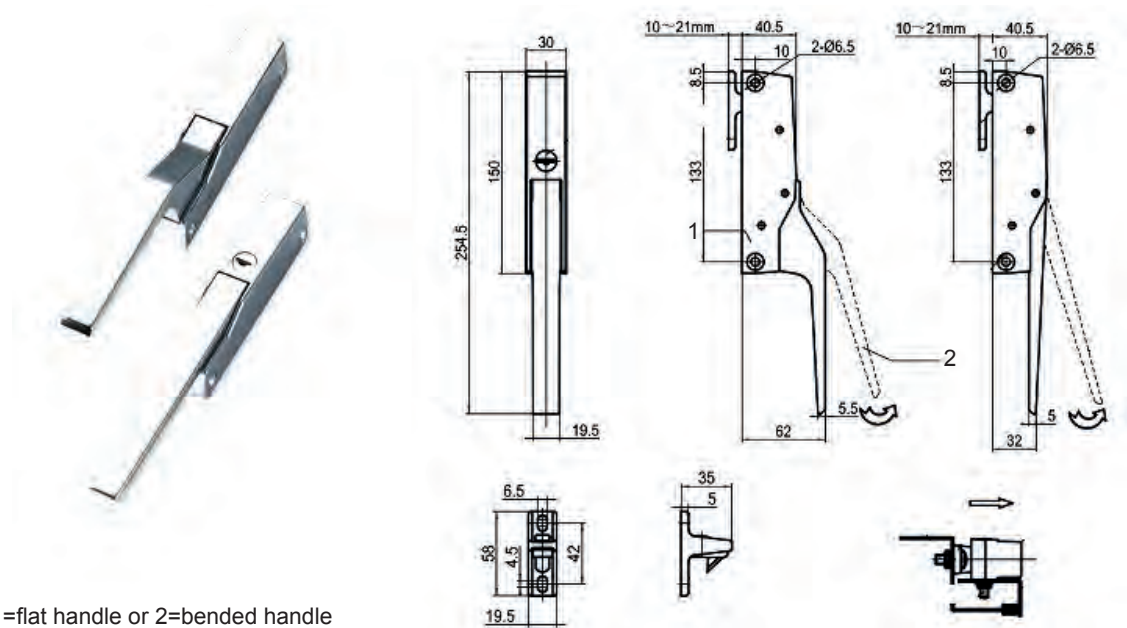
Handle part number	Description	Ref	Part description	Material - Finishing
FH680.11	With Key-lock	1	Body	Zinc alloy - Bright chrome
FH680.21	Without Key-lock	2	Handle	Stainless steel - Polished
		3	Catcher	Zinc alloy - Black powder coated

FH690 - HANDLE



Handle part number	Description	Ref	Part description	Material - Finishing
FH690.10	With Key-lock	1	Body	Zinc alloy - Bright chrome
FH690.20	Without Key-lock	2	Handle	Zinc alloy - Bright chrome
		3	Catcher	Zinc alloy - Black powder coated

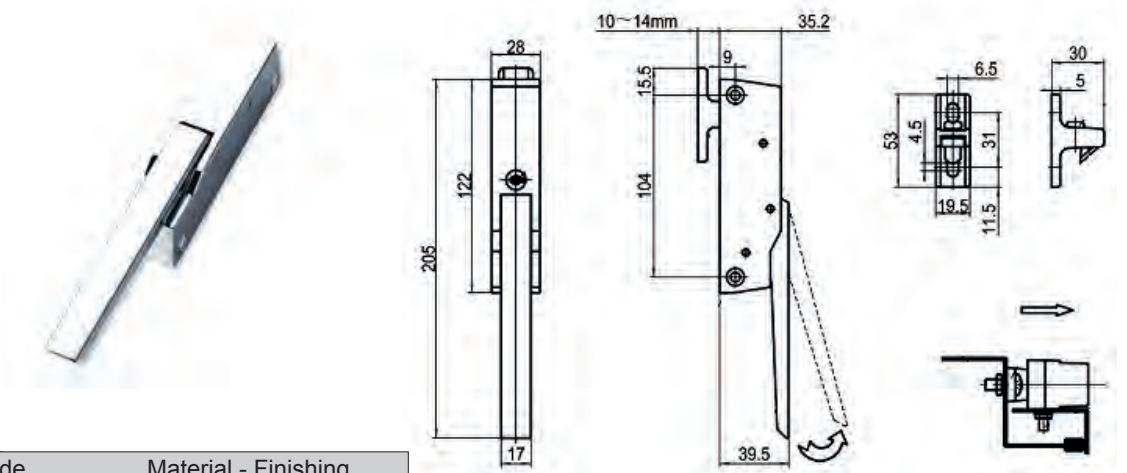
FH790 - HANDLE



Insert * 1=flat handle or 2=bended handle into handle part number

Handle part number	Description	Ref	Part description	Material - Finishing
FH790.10.*	With Key-lock	1	Body	Zinc alloy - Bright chrome
FH790.20.*	Without Key-lock	2	Handle	Zinc alloy - Bright chrome
		3	Catcher	Zinc alloy - Black powder coated

FH880 - HANDLE

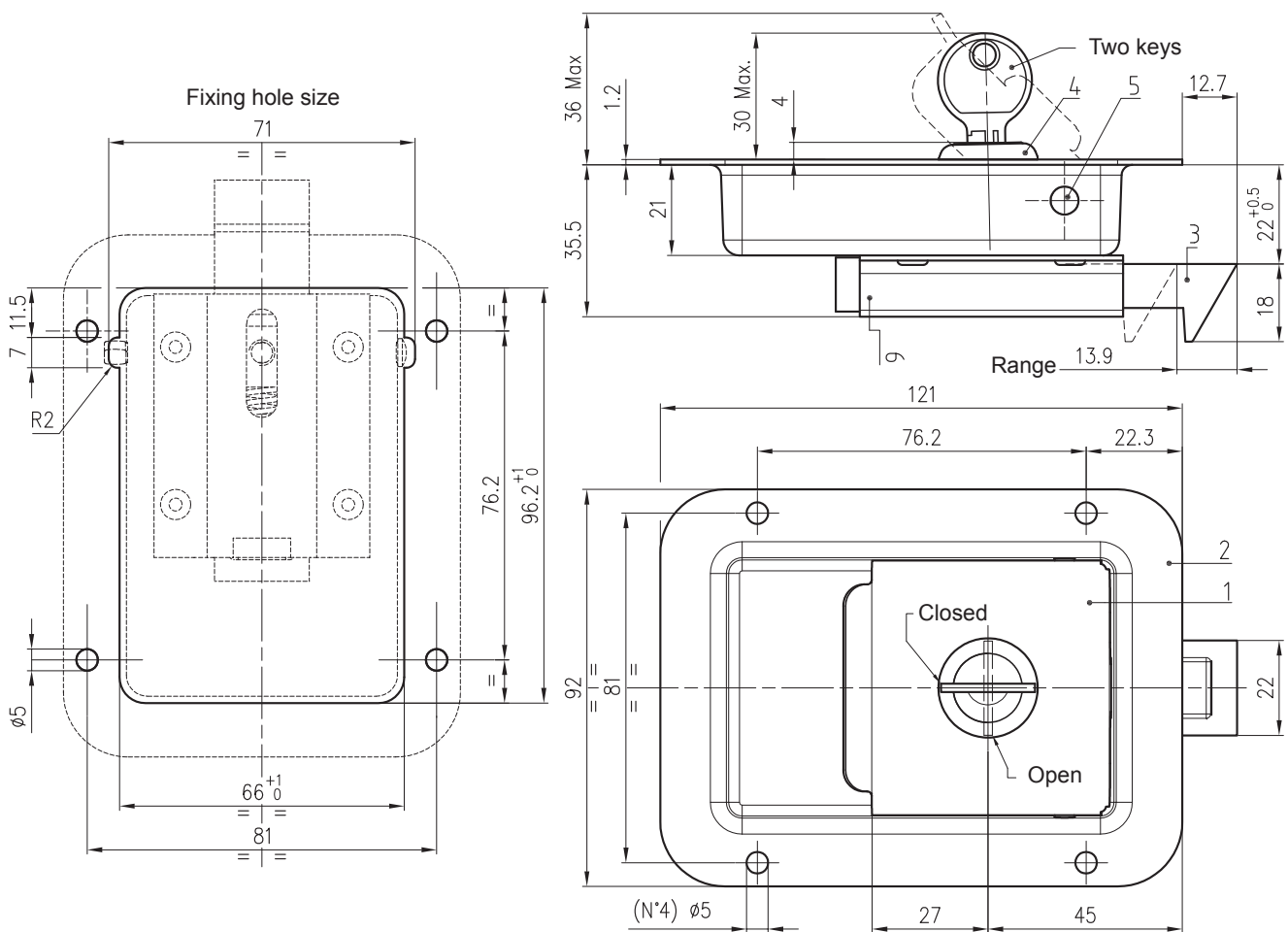


Code	Material - Finishing
0	Zinc alloy - Bright chrome
1	Stainless steel - Polished
2	Plastic

Insert material Code * into handle part number

Handle part number	Description	Ref	Part description	Material - Finishing
FH880.1*	With Key-lock	1	Body	Zinc alloy - Bright chrome
FH880.2*	Without Key-lock	2	Handle	See table
		3	Catcher	Zinc alloy - Black powder coated

5Y001 - HANDLE WITH KEY-LOCK

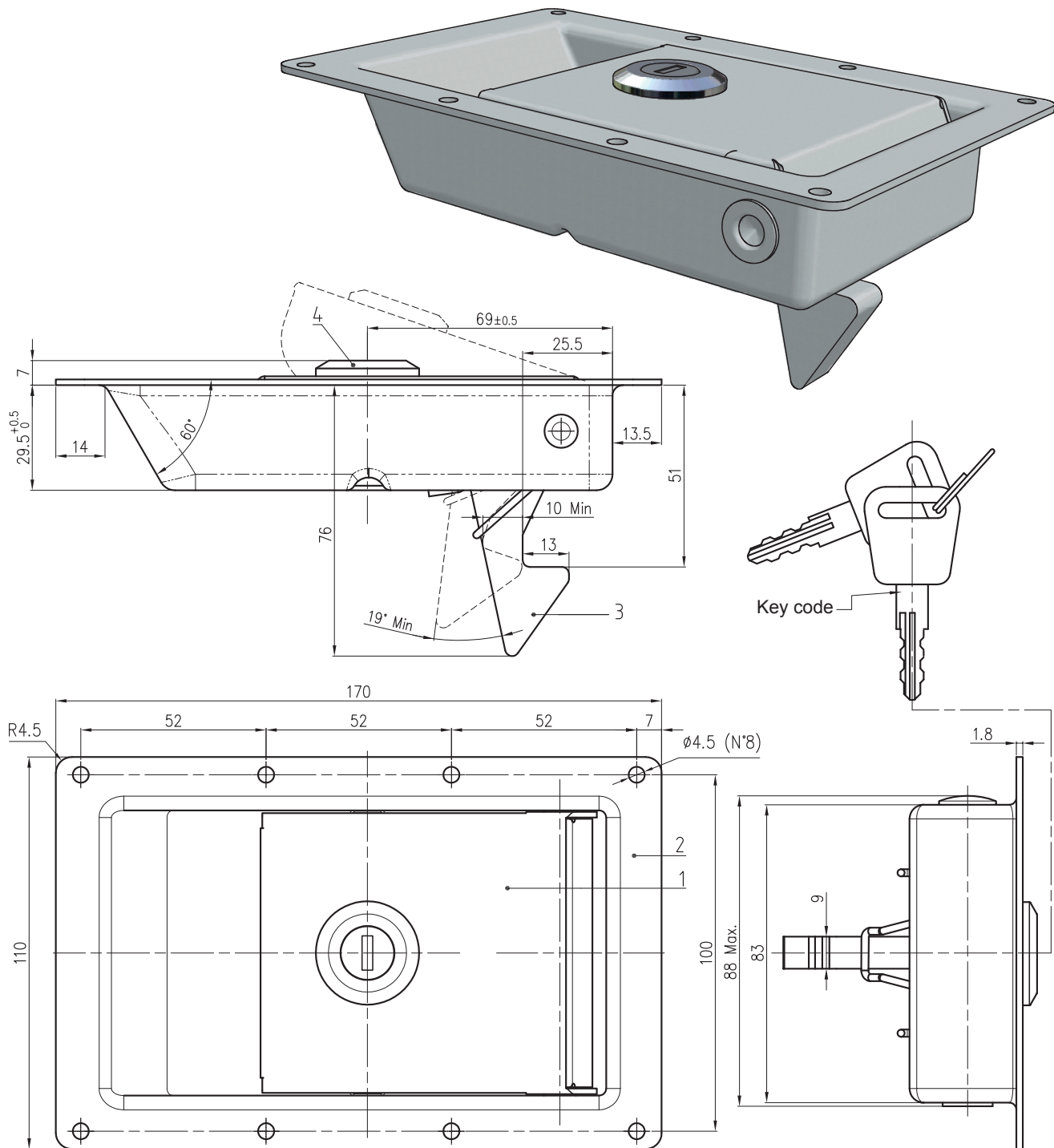


Insert * material code into handle part number

Handle part number
5Y001*H1K5T

Ref	Part description	Stainless steel (SS) Material - Finishing	Steel (ZP) Material - Finishing
1	Handle	Stainless steel - Polished	Steel - White zinc Cr6 free
2	Base	Stainless steel - Polished	Steel - White zinc Cr6 free
3	Locking hook	Zinc alloy - White zinc Cr6 free	Zinc alloy - White zinc Cr6 free
4	Cover	Stainless steel - Polished	Stainless steel - Polished
5	Rotation pin	Stainless steel	Stainless steel

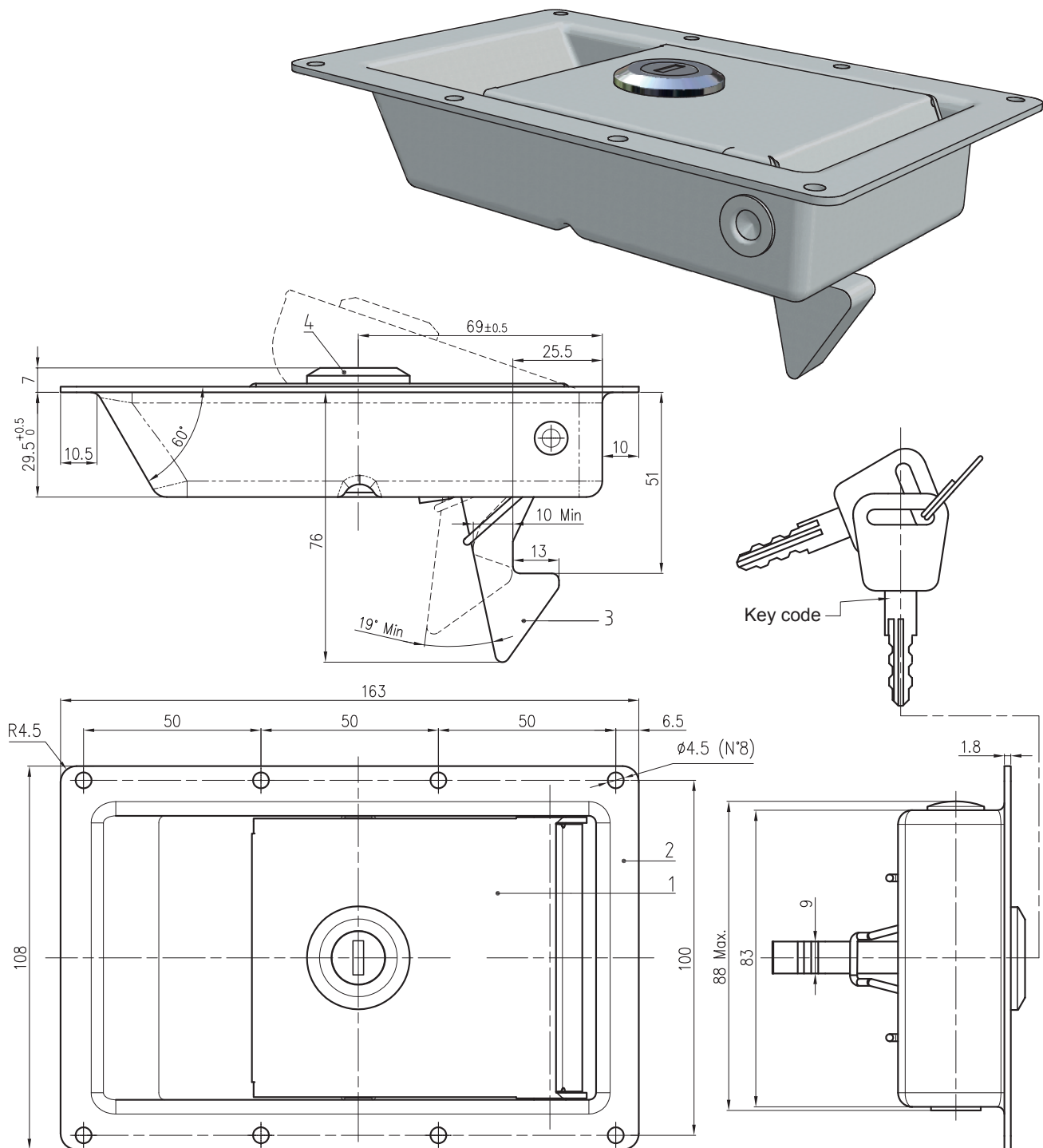
TKC858 - HANDLE WITH KEY-LOCK



Handle part number	Key code
TKC858.K250.BK	K250
TKC858.14603.BK	14603

Ref	Part description	Material - Finishing
1	Handle	Steel - Black powder coated
2	Base	Steel - Black powder coated
3	Locking hook	Steel - White zinc Cr6 free
4	Key-lock	Zinc alloy - Bright chrome

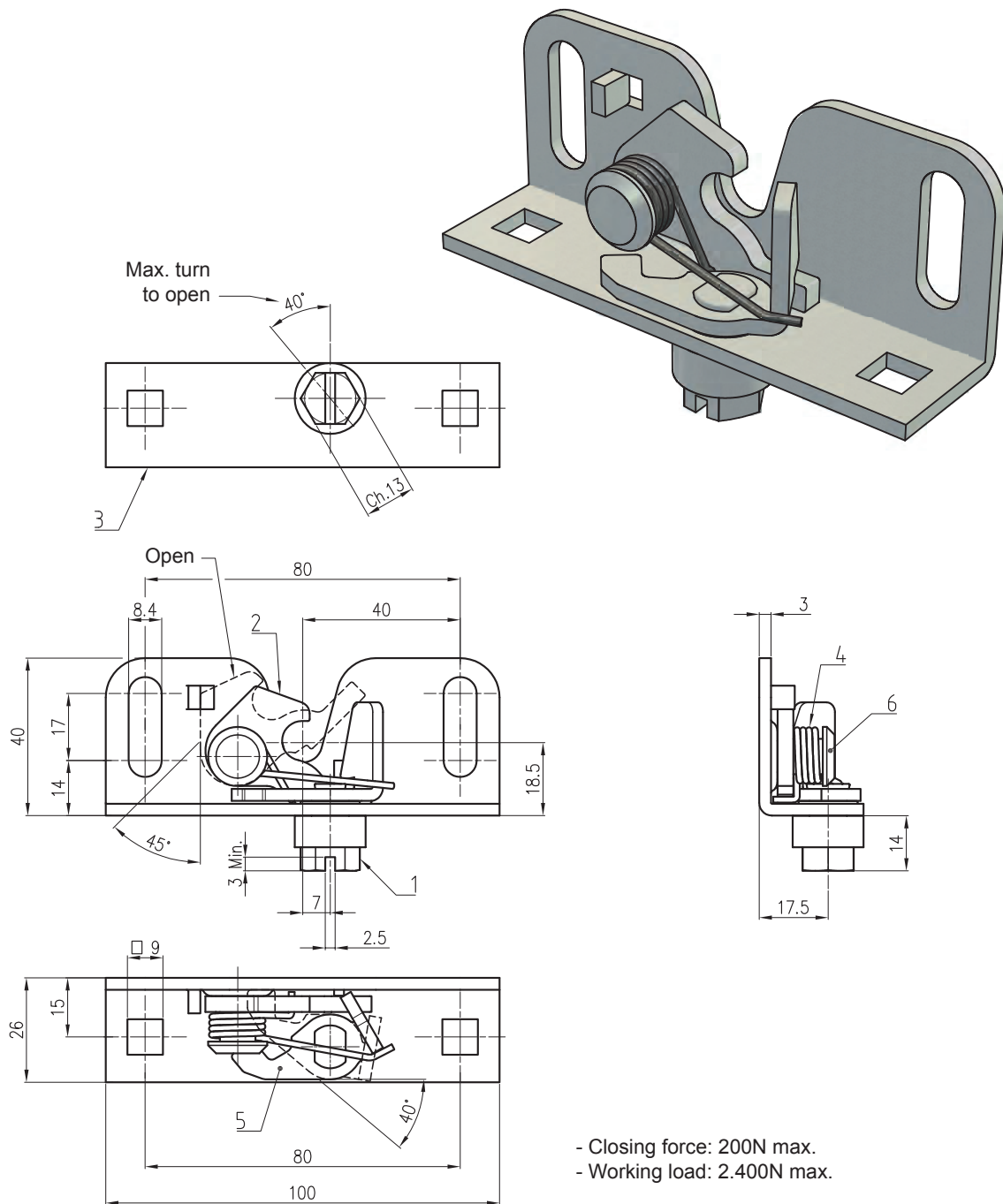
TKD858 - HANDLE WITH KEY-LOCK



Handle part number	Key code
TKD858.14603.BK	14603
TKD858.14607.BK	14607

Ref	Part description	Material - Finishing
1	Handle	Steel - Black powder coated
2	Base	Steel - Black powder coated
3	Locking hook	Steel - White zinc Cr6 free
4	Key-lock	Zinc alloy - Bright chrome

E4.28.01.AZ - TRUNK LATCH

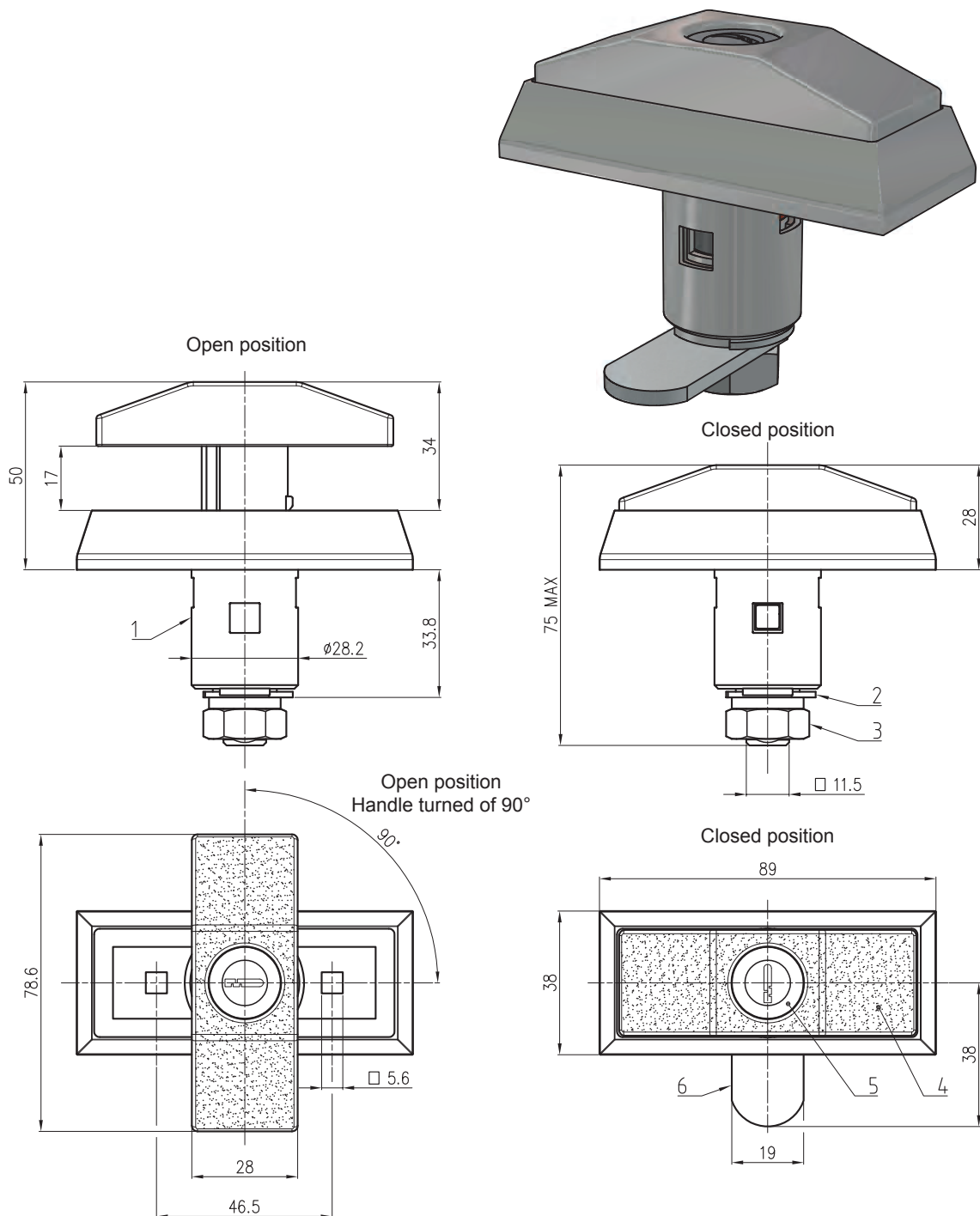


Handle part number

E4.28.01.AZ

Ref	Part description	Material - Finishing
1	Drive stud	9SMnPb36 - White zinc Cr6 free
2	Latch	DC03 - White zinc Cr6 free
3	Base	DC03 - White zinc Cr6 free
4	Torsion spring	Steel 4.8 grade - White zinc Cr6 free
5	Locking cam	DC03 - White zinc Cr6 free
6	Rotation pin	9SMnPb36 - White zinc Cr6 free

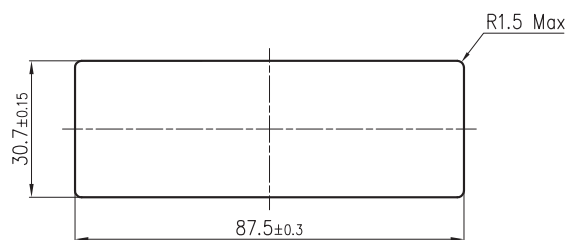
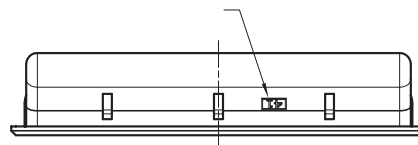
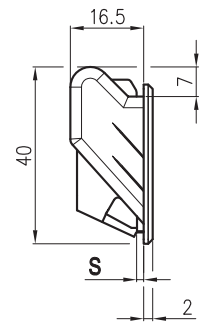
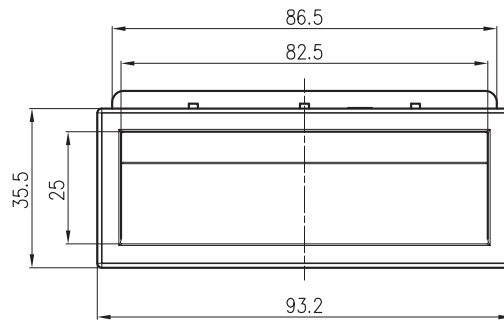
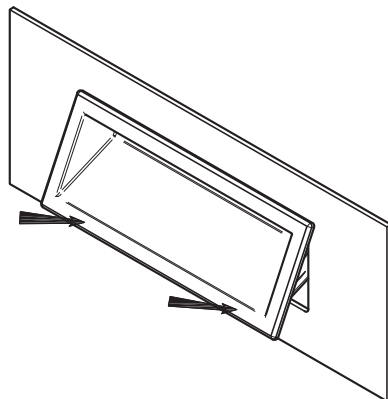
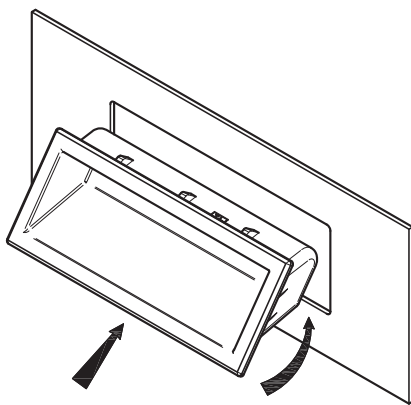
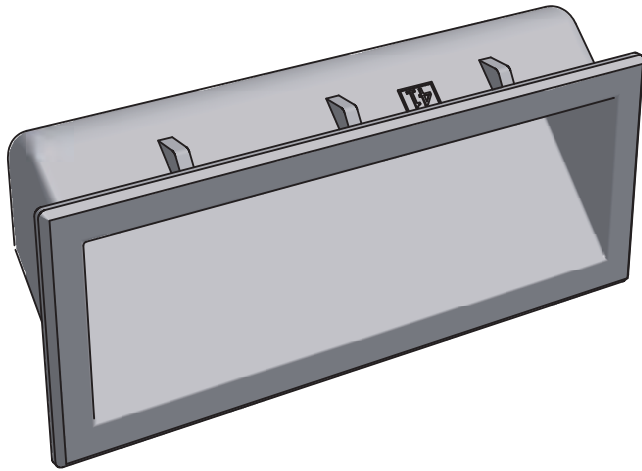
FL50.6.AC.M - HANDLE WITH KEY-LOCK



Handle part number
FL50.6.AC.M

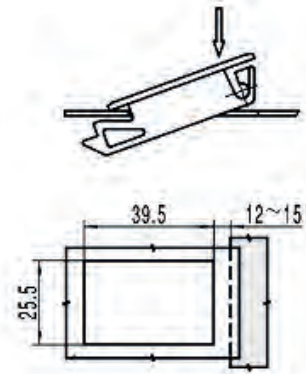
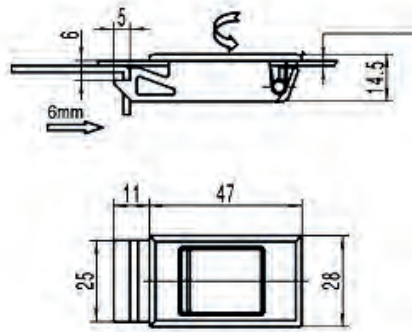
Ref	Part description	Material - Finishing
1	Base	Zinc alloy - Bright chrome
2	Positioning washer	FeP02 - White zinc Cr6 free
3	Nut 1/2"-20 UNF	Steel - White zinc Cr6 free
4	Handle	Zinc alloy - Bright chrome
5	Key-lock	Zinc alloy - Polished
6	Cam Sq.11.5	FeP02 - White zinc Cr6 free

E7.4* - SNAP-IN HANDLE



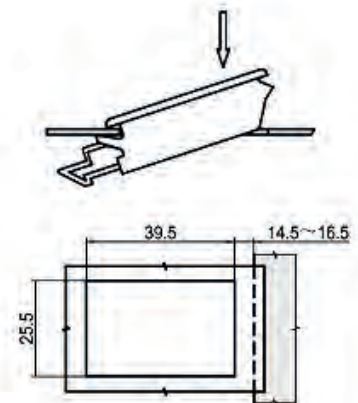
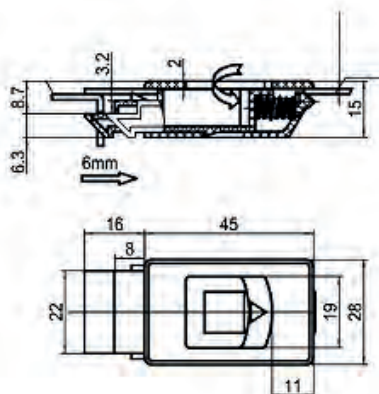
Handle part number	Material	Panel thickness S	
		min.	max.
E7.41	Black ABS	1	1,4
E7.42	Black ABS	1,4	1,8
E7.43	Black ABS	1,8	2,1
E7.44	Black ABS	2,1	2,5

FH725 - SNAP-IN HANDLE



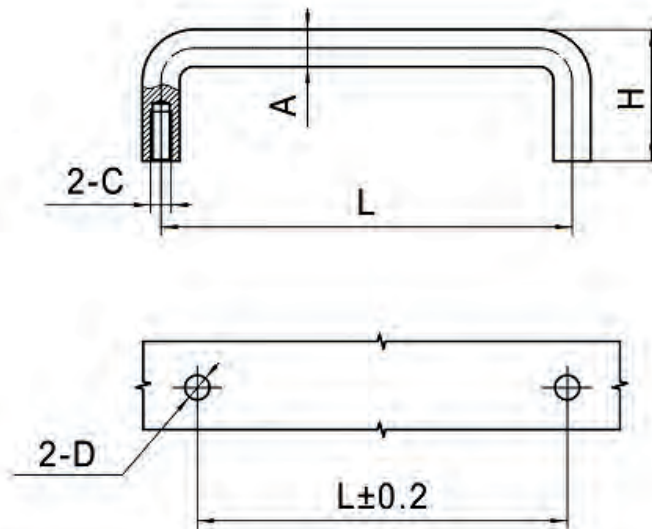
Handle part number	Material	Panel thickness Ts
FH725.1PG	Grey ABS	1,5
FH725.2PG	Grey ABS	2,0

FH725 - SNAP-IN HANDLE



Handle part number	Material	Panel thickness Ts
FH725.3PN	Black ABS	1,0 ÷ 2,0

FH511 - HANDLE



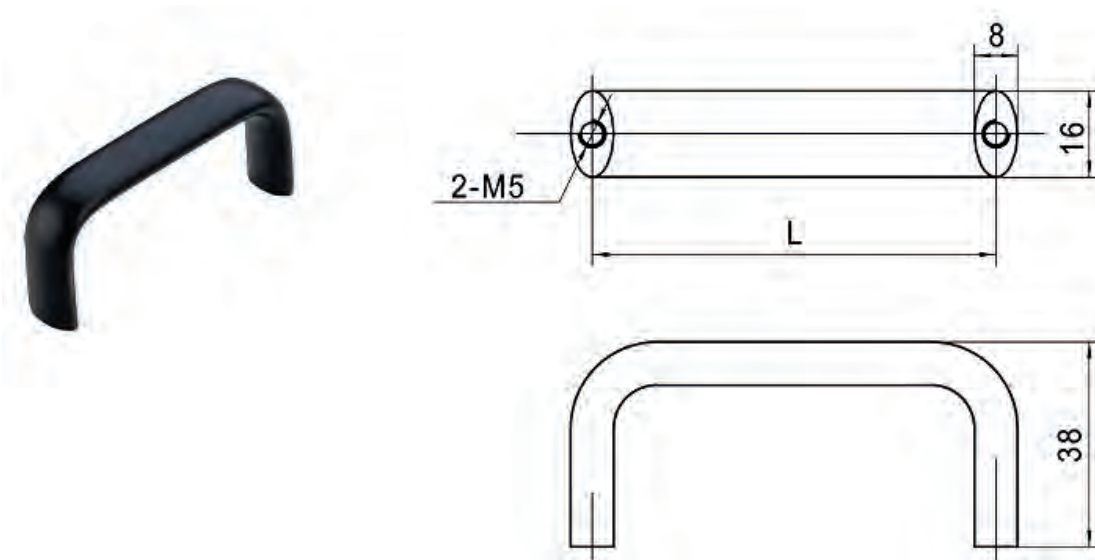
Insert material code * into $\phi\phi$ handle part number

Code *	Material - Finishing
AC	Steel - Chrome plated polished
SS	Stainless steel - Polished

© Standard version - For other versions minimum order quantity of 1.000 pcs. required

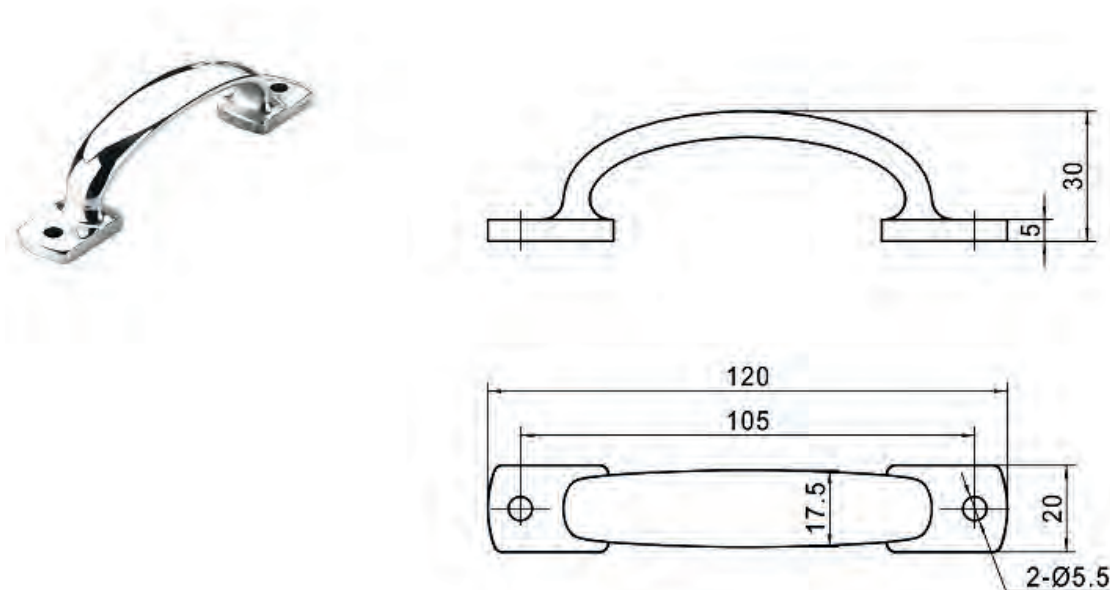
Handle part number	Material - Finishing	L	A	H	C	D
FH511.180.1CP ©	Zinc alloy - Bright chrome	180	12	45	M5	Ø 7
FH511.120.1CP ©	Zinc alloy - Bright chrome	120	10	37	M6	Ø 7
FH511.101.1CP ©	Zinc alloy - Bright chrome	101	9	29	M5	Ø 7
FH511.160.1 $\phi\phi$	See table	160	9	40	M5	Ø 6
FH511.155.1 $\phi\phi$	See table	155	9	32	M5	Ø 6
FH511.149.1 $\phi\phi$	See table	149	9	40	M5	Ø 6
FH511.135.1 $\phi\phi$	See table	135	9	32	M5	Ø 6
FH511.119.1 $\phi\phi$	See table	119	9	40	M5	Ø 6
FH511.100.1 $\phi\phi$ ©	See table	100	9	32	M5	Ø 6
FH511.90.1 $\phi\phi$	See table	90	9	32	M5	Ø 6
FH511.150.2 $\phi\phi$	See table	150	8	40	M5	Ø 6
FH511.100.2 $\phi\phi$	See table	100	8	32	M5	Ø 6
FH511.75.2 $\phi\phi$	See table	75	8	40	M5	Ø 6
FH511.138.3 $\phi\phi$	See table	138	6	32	M4	Ø 4,5
FH511.122.3 $\phi\phi$	See table	122	6	32	M4	Ø 4,5
FH511.102.3 $\phi\phi$	See table	102	6	32	M4	Ø 4,5
FH511.90.3 $\phi\phi$	See table	90	6	32	M4	Ø 4,5
FH511.82.3 $\phi\phi$	See table	82	6	26	M4	Ø 4,5
FH511.70.3 $\phi\phi$	See table	70	6	32	M4	Ø 4,5
FH511.60.3 $\phi\phi$	See table	60	6	26	M4	Ø 4,5
FH511.55.3 $\phi\phi$	See table	55	6	26	M4	Ø 4,5

FH516 - HANDLE



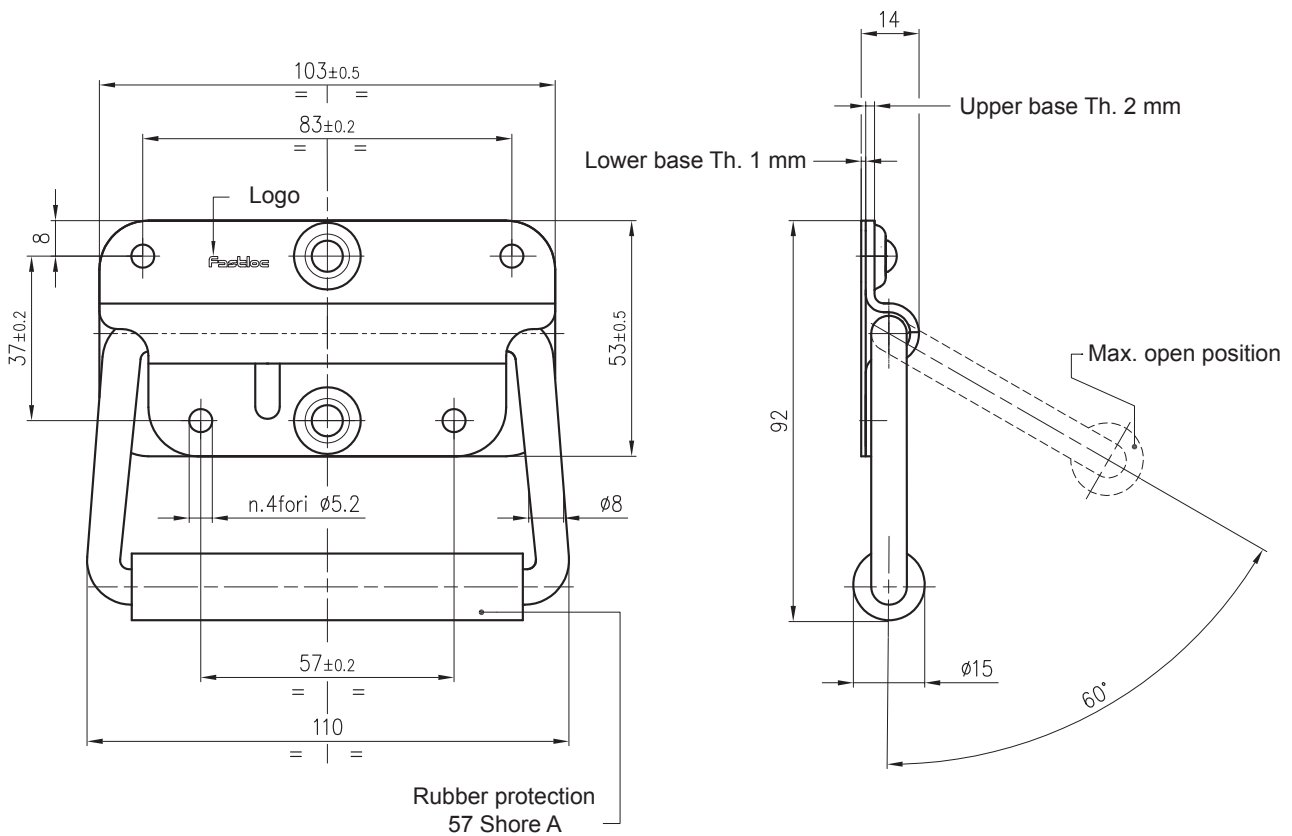
Handle part number	Material - Finishing	Withdt L
FH516.75	Alluminum - Black powder coated	75
FH516.100	Alluminum - Black powder coated	100
FH516.125	Alluminum - Black powder coated	125
FH516.150	Alluminum - Black powder coated	150
FH516.175	Alluminum - Black powder coated	175

FH519 - HANDLE



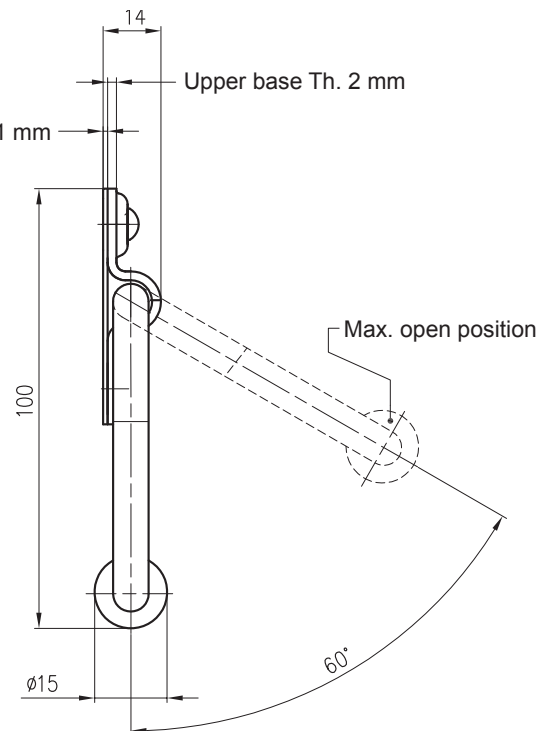
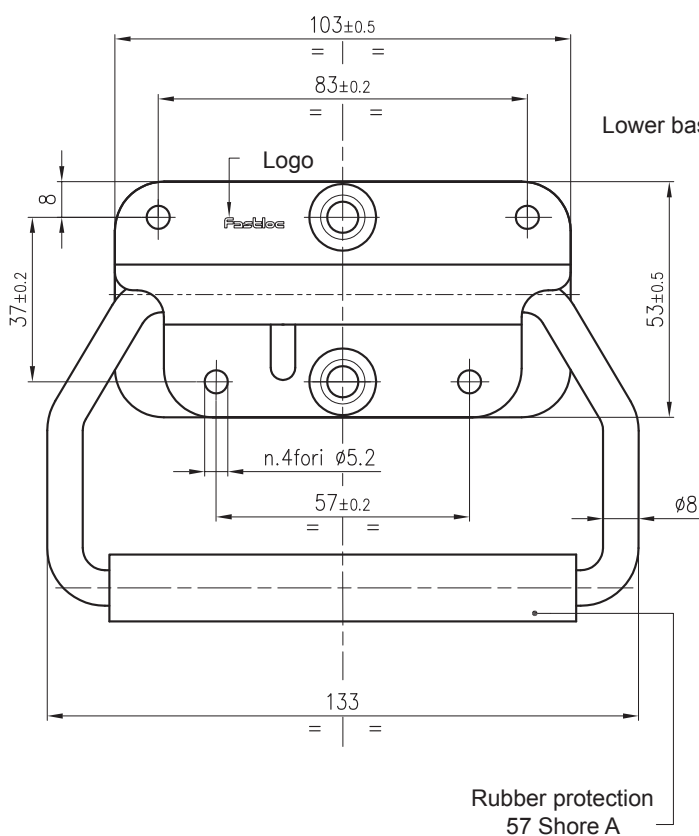
Handle part number	Material - Finishing
FH519	Stainless steel - Polished

E7.60.00 - SPRING LOADED HANDLE



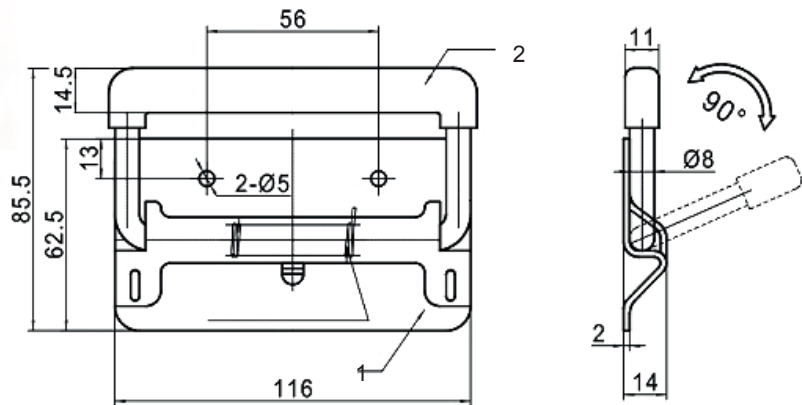
Handle part number	Material - Finishing
E7.60.00.04	Steel - White zinc Cr6 free
E7.60.00.30	AISI304 - Polished
E7.60.00.31	AISI316 - Polished

E7.70.00 - SPRING LOADED HANDLE



Handle part number	Material - Finishing
E7.70.00.04	Steel - White zinc Cr6 free
E7.70.00.30	AISI304 - Polished
E7.70.00.31	AISI316 - Polished

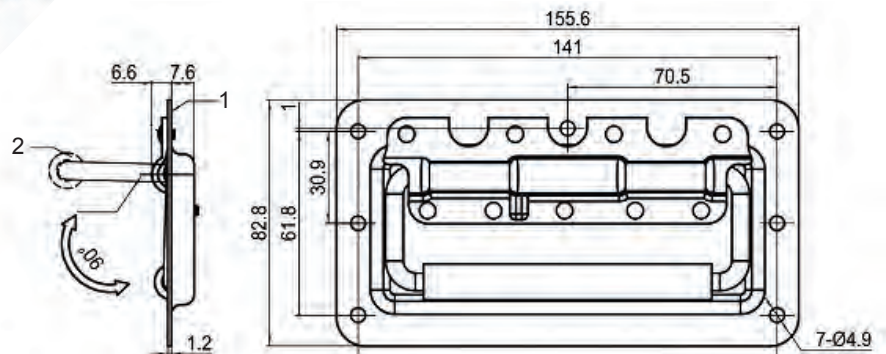
FH504.2 - SPRING LOADED ALUMINIUM HANDLE



Handle part number
FH504.2

Ref	Part description	Material - Finishing
1	Body	Aluminum
2	Handle	Aluminum - Plastic protection


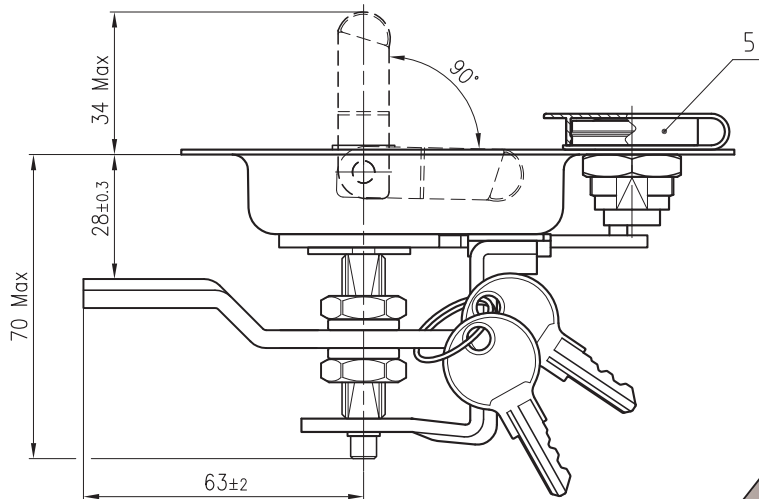
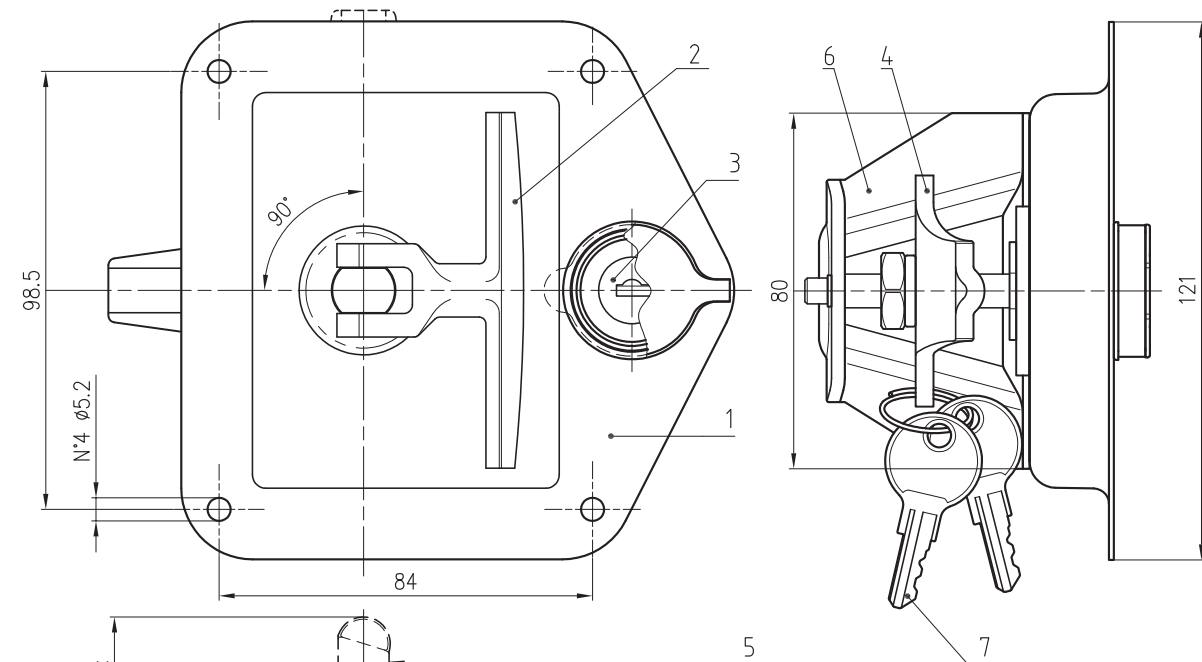
FH504.3 - SPRING LOADED HANDLE



Handle part number
FH504.3

Ref	Part description	Material - Finishing
1	Body	Steel - Black powder coated
2	Handle	Steel - Plastic protection

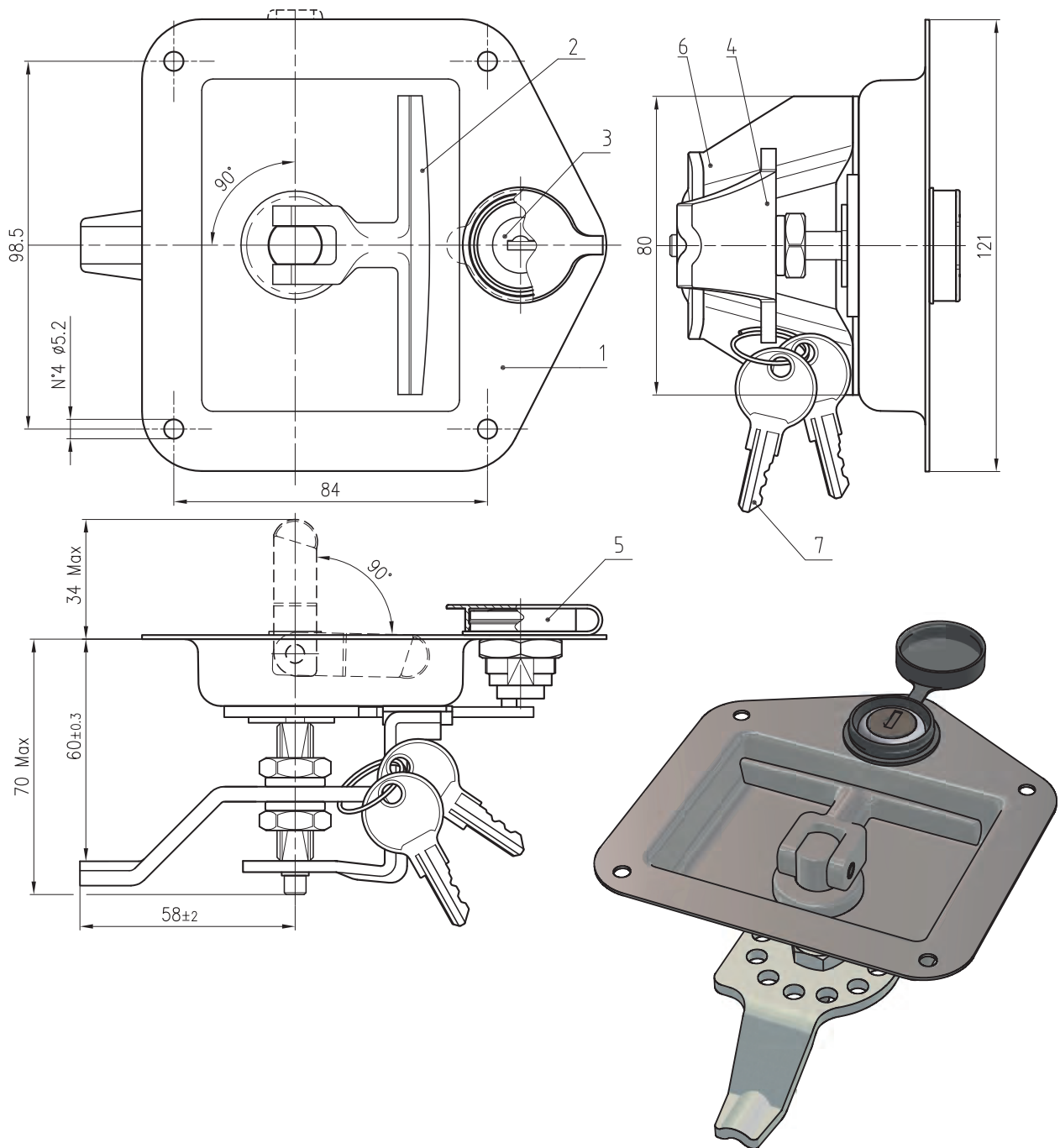
10502.SS.28 - T-HANDLE



Handle part number
10502.SS.28

Ref	Part description	Material - Finishing
1	Base	Stainless steel - Polished
2	T-Handle	Zinc alloy - Bright chrome
3	Lock protection cup	Stainless steel - Polished
4	Cam	Steel - White zinc Cr6 free
5	Dust cover	Black thermoplastic rubber
6	Braket	Steel - White zinc Cr6 free
7	Key, KA (2)	Nickel plated


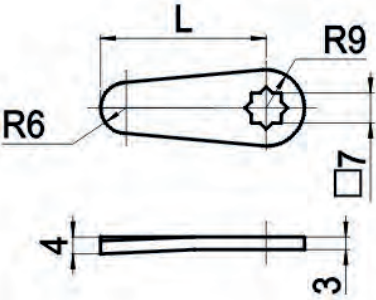

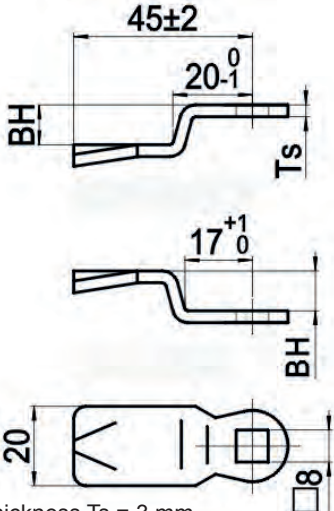

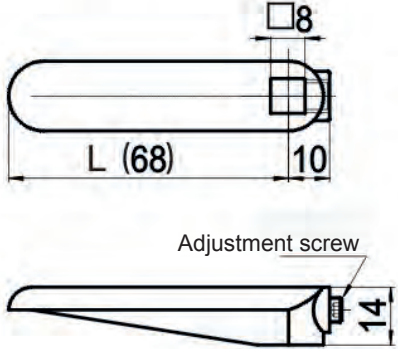

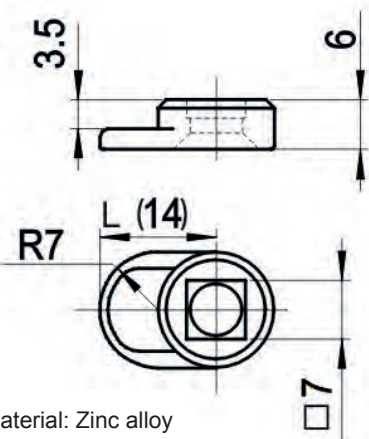

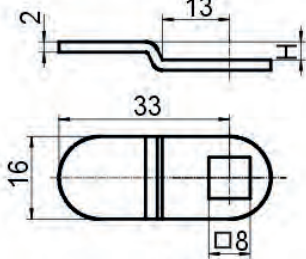

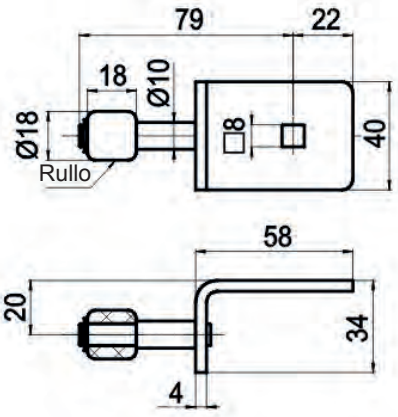
10502.SS.60 - T-HANDLE



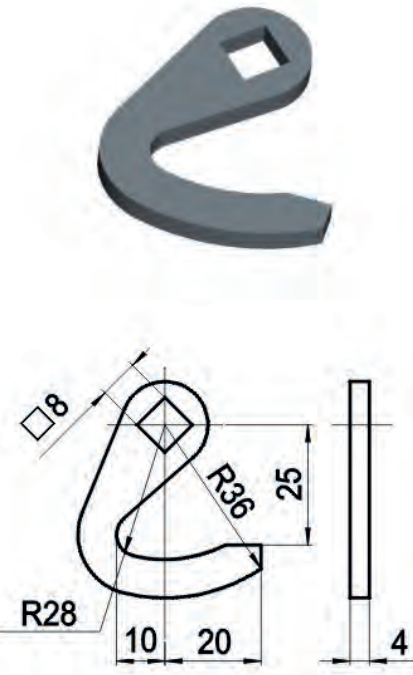
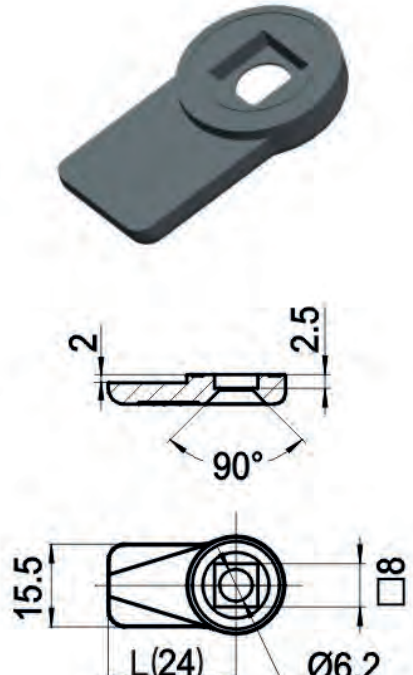
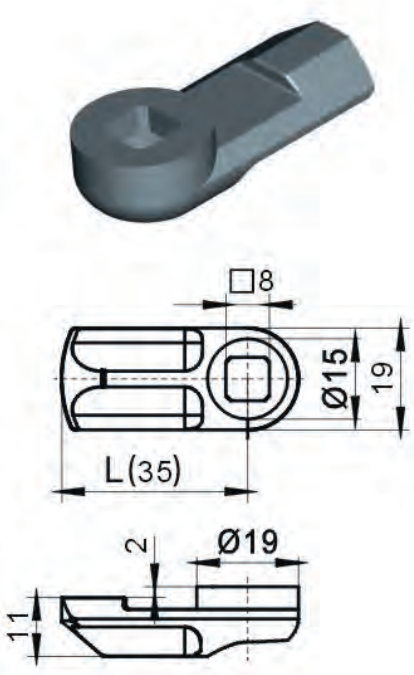
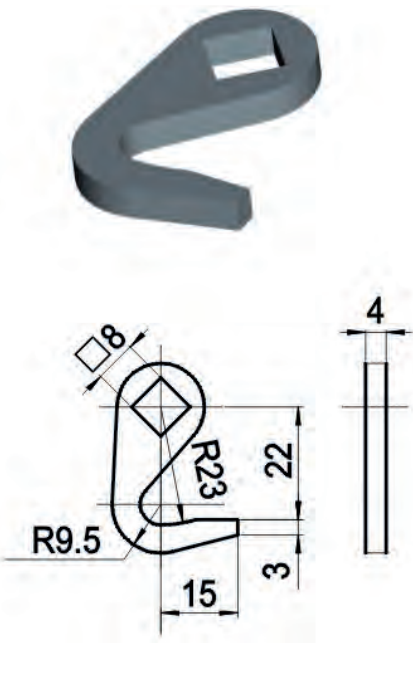
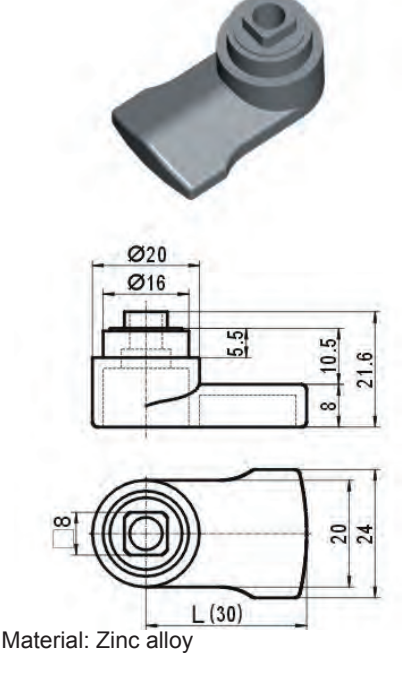
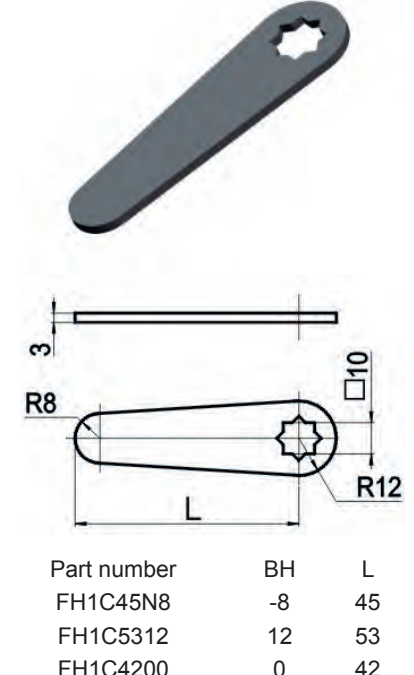
Handle part number
10502.SS.60

Ref	Part description	Material - Finishing
1	Base	Stainless steel - Polished
2	T-Handle	Zinc alloy - Bright chrome
3	Lock protection cup	Stainless steel - Polished
4	Cam	Steel - White zinc Cr6 free
5	Dust cover	Black thermoplastic rubber
6	Braket	Steel - White zinc Cr6 free
7	Key, KA (2)	Nickel plated

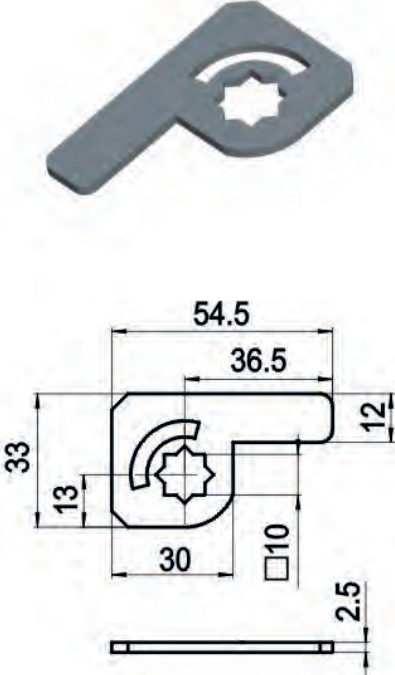
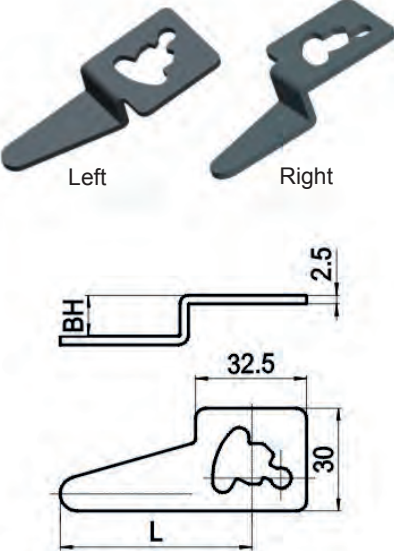
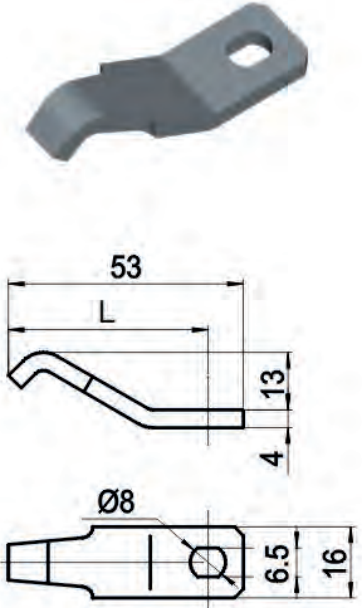
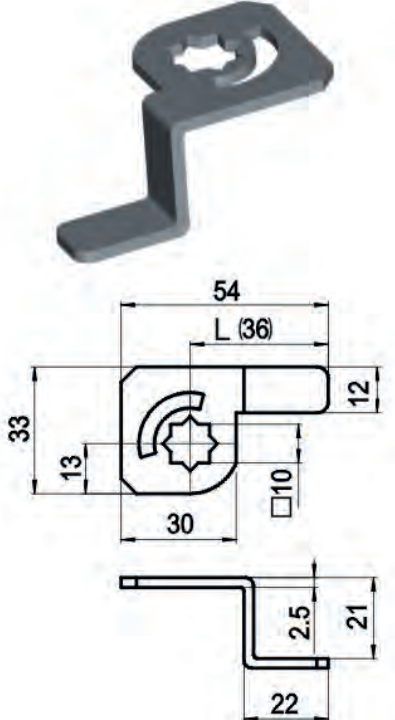
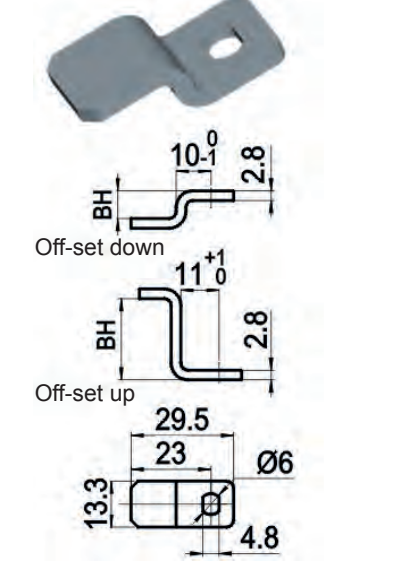
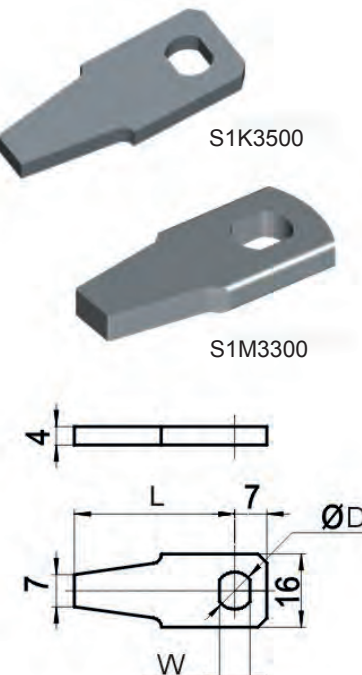
RIEGEL CAM

FH1A	FH1B	FH1B6800X																																																
  <table border="1" data-bbox="204 1070 547 1200"> <thead> <tr> <th>Part number</th> <th>BH</th> <th>L</th> </tr> </thead> <tbody> <tr> <td>FH1A7200</td> <td>0</td> <td>72</td> </tr> <tr> <td>FH1A3900</td> <td>0</td> <td>39</td> </tr> <tr> <td>FH1A3500</td> <td>0</td> <td>35</td> </tr> </tbody> </table>	Part number	BH	L	FH1A7200	0	72	FH1A3900	0	39	FH1A3500	0	35	  <p>Thickness Ts = 3 mm</p> <table border="1" data-bbox="651 1173 986 1503"> <thead> <tr> <th>Part number</th> <th>BH</th> <th>L</th> </tr> </thead> <tbody> <tr> <td>FH1B4522</td> <td>22</td> <td>45</td> </tr> <tr> <td>FH1B4516</td> <td>16</td> <td>45</td> </tr> <tr> <td>FH1B4514</td> <td>14</td> <td>45</td> </tr> <tr> <td>FH1B4510</td> <td>10</td> <td>45</td> </tr> <tr> <td>FH1B4508</td> <td>8</td> <td>45</td> </tr> <tr> <td>FH1B4507</td> <td>7</td> <td>45</td> </tr> <tr> <td>FH1B4504</td> <td>4</td> <td>45</td> </tr> <tr> <td>FH1B4502</td> <td>2</td> <td>45</td> </tr> <tr> <td>FH1B4500</td> <td>0</td> <td>45</td> </tr> </tbody> </table>	Part number	BH	L	FH1B4522	22	45	FH1B4516	16	45	FH1B4514	14	45	FH1B4510	10	45	FH1B4508	8	45	FH1B4507	7	45	FH1B4504	4	45	FH1B4502	2	45	FH1B4500	0	45	  <p>Material: Zinc alloy, Bright chrome</p> <table border="1" data-bbox="1094 1133 1437 1200"> <thead> <tr> <th>Part number</th> <th>BH</th> <th>L</th> </tr> </thead> <tbody> <tr> <td>FH1B6800X</td> <td>-</td> <td>68</td> </tr> </tbody> </table>	Part number	BH	L	FH1B6800X	-	68
Part number	BH	L																																																
FH1A7200	0	72																																																
FH1A3900	0	39																																																
FH1A3500	0	35																																																
Part number	BH	L																																																
FH1B4522	22	45																																																
FH1B4516	16	45																																																
FH1B4514	14	45																																																
FH1B4510	10	45																																																
FH1B4508	8	45																																																
FH1B4507	7	45																																																
FH1B4504	4	45																																																
FH1B4502	2	45																																																
FH1B4500	0	45																																																
Part number	BH	L																																																
FH1B6800X	-	68																																																
FH1A1403X	<table border="1" data-bbox="651 1989 986 2056"> <thead> <tr> <th>Part number</th> <th>BH</th> <th>L</th> </tr> </thead> <tbody> <tr> <td>FH1B33N4K</td> <td>4</td> <td>33</td> </tr> </tbody> </table>	Part number	BH	L	FH1B33N4K	4	33	FH1B1179D																																										
Part number	BH	L																																																
FH1B33N4K	4	33																																																
  <p>Material: Zinc alloy</p> <table border="1" data-bbox="204 1989 547 2056"> <thead> <tr> <th>Part number</th> <th>BH</th> <th>L</th> </tr> </thead> <tbody> <tr> <td>FH1A1403X</td> <td>-</td> <td>14</td> </tr> </tbody> </table>	Part number	BH	L	FH1A1403X	-	14	  <table border="1" data-bbox="651 1989 986 2056"> <thead> <tr> <th>Part number</th> <th>BH</th> <th>L</th> </tr> </thead> <tbody> <tr> <td>FH1B33N4K</td> <td>4</td> <td>33</td> </tr> </tbody> </table>	Part number	BH	L	FH1B33N4K	4	33	  <table border="1" data-bbox="1094 1989 1437 2056"> <thead> <tr> <th>Part number</th> <th>BH</th> <th>L</th> </tr> </thead> <tbody> <tr> <td>FH1B1179D</td> <td>11</td> <td>-</td> </tr> </tbody> </table>	Part number	BH	L	FH1B1179D	11	-																														
Part number	BH	L																																																
FH1A1403X	-	14																																																
Part number	BH	L																																																
FH1B33N4K	4	33																																																
Part number	BH	L																																																
FH1B1179D	11	-																																																




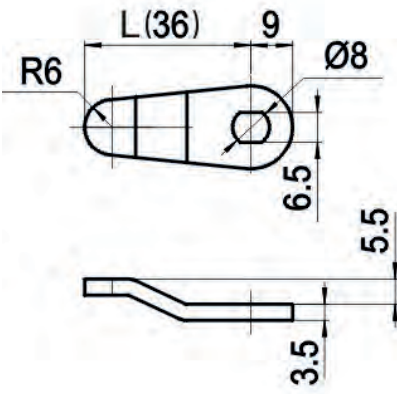
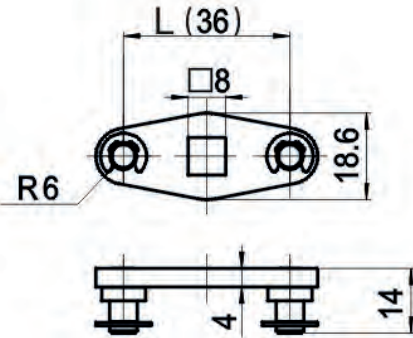
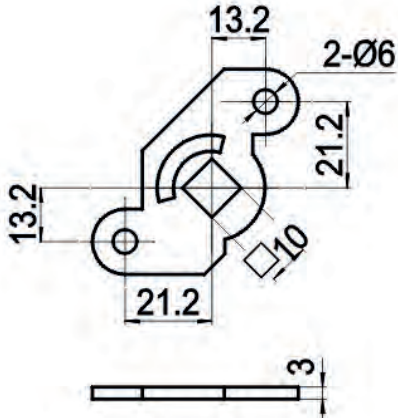



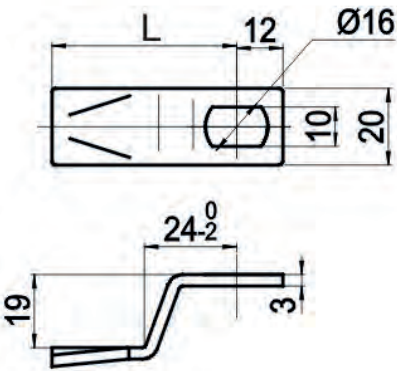
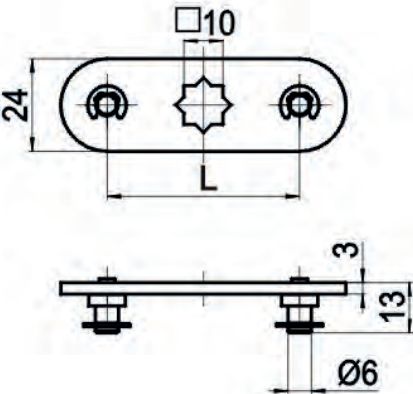
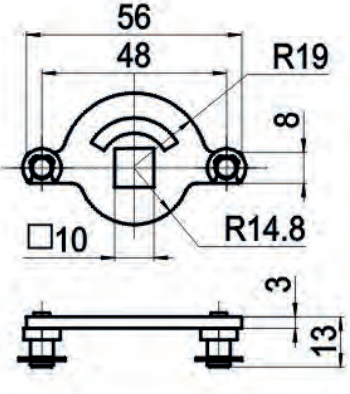
RIEGEL CAM

FH1B2836H	FH1B2402X	FH1B3502A
 <p>Part number Rotation FH1B2836H 28</p>	 <p>Material: Zinc alloy</p> <p>Part number BH L FH1B2402X 2 24</p>	 <p>Material: Plastic</p> <p>Part number BH L FH1B3502A 0 35</p>
FH1B2328H	FH1B3011D	FH1C
 <p>Part number Rotation FH1B2328H 23</p>	 <p>Material: Zinc alloy</p> <p>In conjunction with MS840.1A</p> <p>Part number BH L FH1B3011D - 30</p>	 <p>Part number BH L FH1C45N8 -8 45 FH1C5312 12 53 FH1C4200 0 42 FH1C4000 0 40 FH1C6300 0 63 FH1C7200 0 72</p>

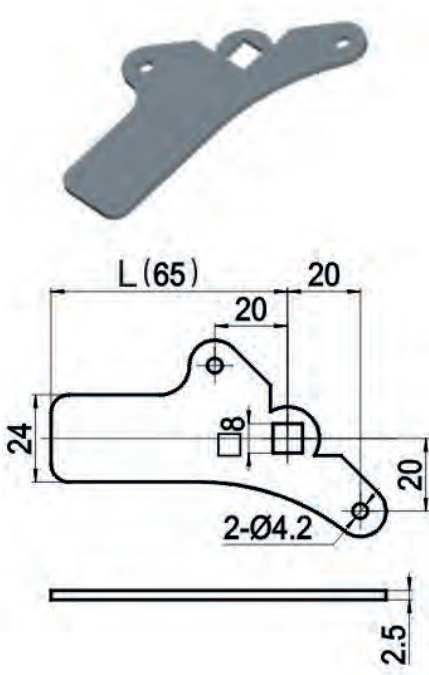
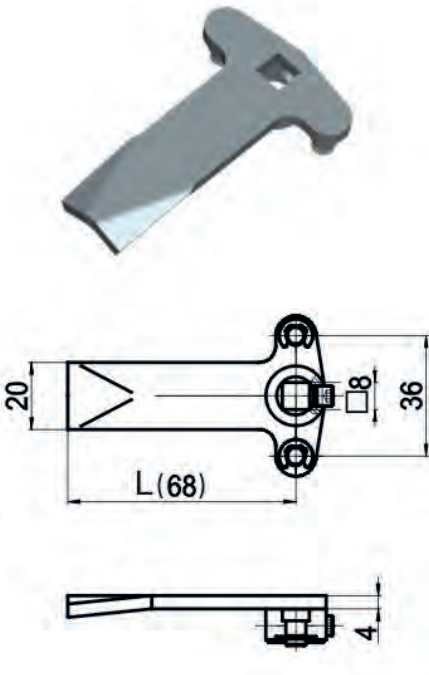
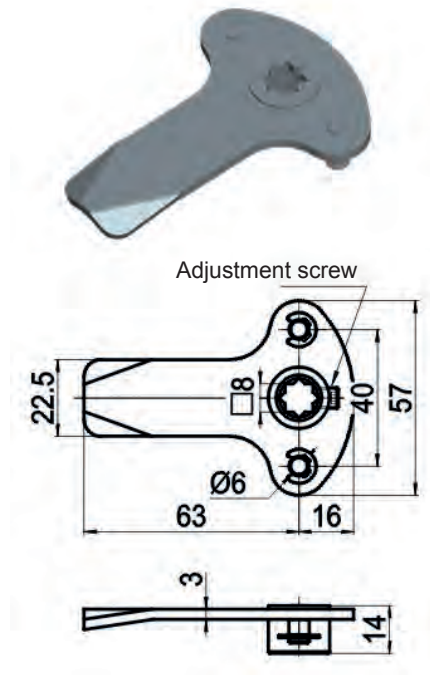
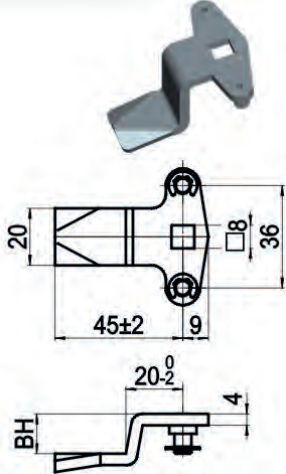
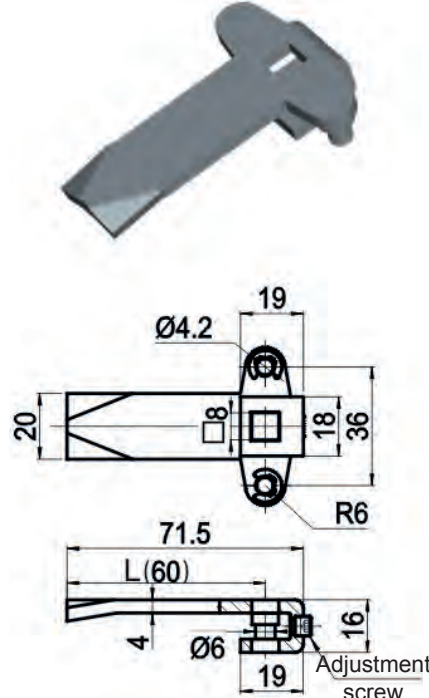
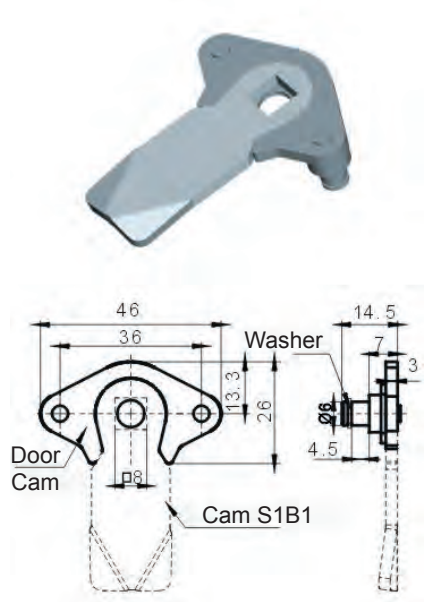
RIEGEL CAM

FH1C3700D	FH1D	FH1K4513
 <p>Part number BH L FH1C3700D 0 36,5</p>	 <p>Part number BH L FH1D5628Z/Y 28 56 FH1D5618Z/Y 18 56 FH1D5612Z/Y 12 56 FH1D5608Z/Y 8 56 FH1D5600 0 56</p>	 <p>Part number BH L FH1K4513 13 45</p>
FH1C3621D	FH1G	FH1K/FH1M
 <p>Part number BH L FH1C3621D 21 36</p>	 <p>Part number Part number BH Off-set down Off-set up FH1G2316 FH1G23N16 16 FH1G2312 FH1G23N12 12 FH1G2308 FH1G23N08 8 FH1G2304 FH1G23N04 4 FH1G2300 0</p>	 <p>S1K3500 S1M3300</p> <p>P/N Foro DxW BH L FH1M3300 10X8 0 33 FH1K3500 8X6,5 0 35</p>

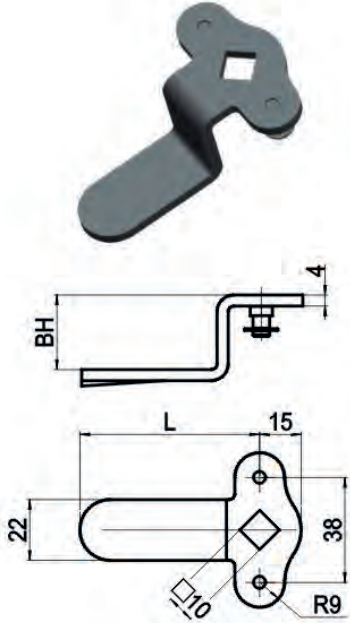
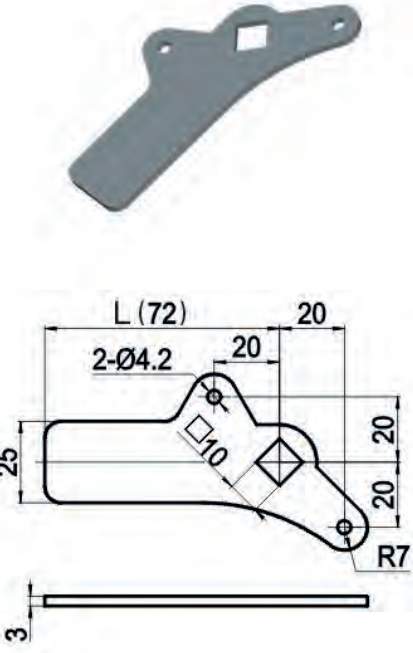
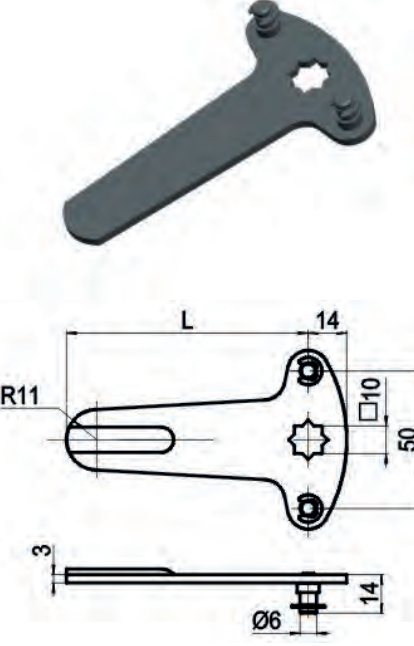
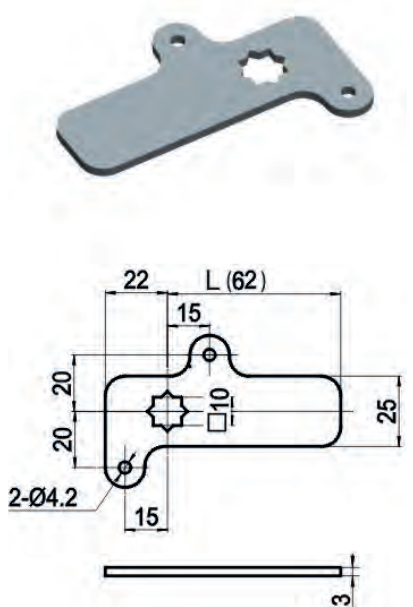
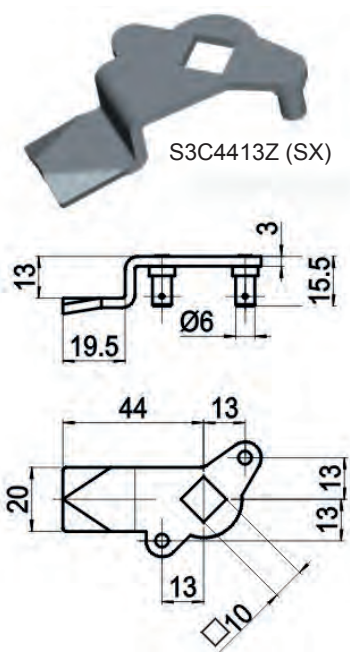
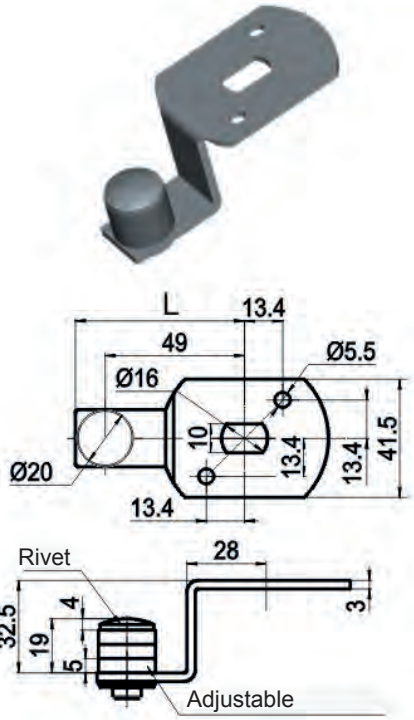
RIEGEL CAM

FH1K3606			FH2B1800			FH2C2100		
								
								
Part number	BH	L	Part number	BH	L	Part number	BH	L
FH1K3606	6	36	FH2B1800	-	-	FH2C2100	-	-
FH1H4819			FH2C			FH2C2400		
								
								
Part number	BH	L	Part number	BH	L	Part number	BH	L
FH1H4819	19	48	FH2C2200	-	40	FH2C2400	-	-
			FH2C2500	-	50			





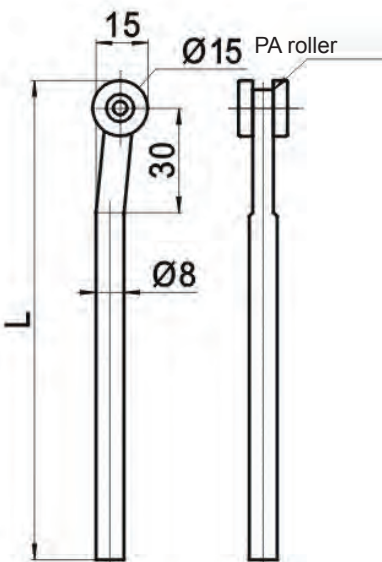
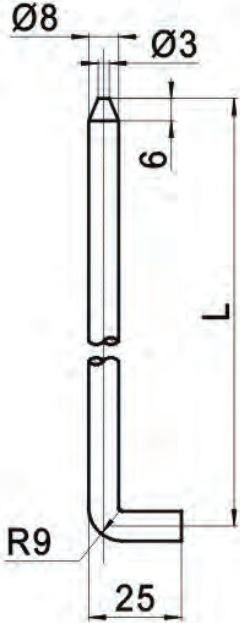
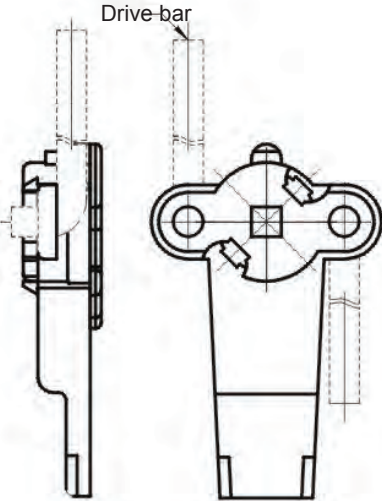
RIEGEL CAM

FH3B6500	FH3B6800A	FH3B6300A
 <p>Part number BH L FH3B6500 - 65</p>	 <p>Part number BH L FH3B6800A - 68</p>	 <p>Part number BH L FH3B6300A - 63</p>
FH3B	FH3B6000A	AFH3B
 <p>Part number BH L FH3B4520 20 45 FH3B4516 16 45 FH3B4514 14 45 FH3B4512 12 45 FH3B4510 10 45 FH3B4508 8 45 FH3B4504 4 45 FH3B4500 - 45</p>	 <p>Part number BH L FH3B6000A - 60</p>	 <p>Assembled with Cam S1B1. For other dimension check serie S1B</p>




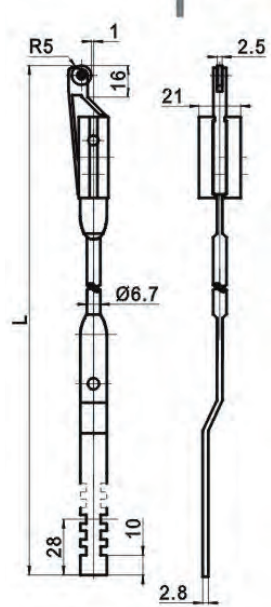
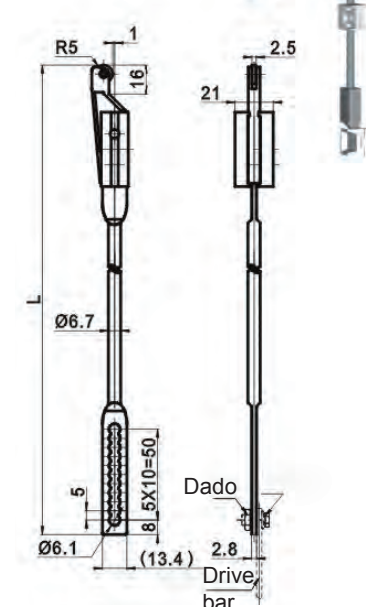
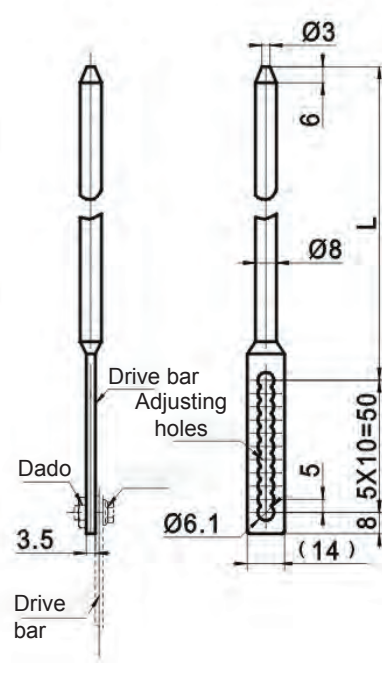
RIEGEL CAM

FH3C	FH3C7200	FH3C																														
 <table border="1" data-bbox="199 1064 550 1198"> <thead> <tr> <th>Part number</th> <th>BH</th> <th>L</th> </tr> </thead> <tbody> <tr> <td>FH3C4851</td> <td>51</td> <td>48</td> </tr> <tr> <td>FH3C6527</td> <td>27</td> <td>65</td> </tr> <tr> <td>FH3C8600</td> <td>-</td> <td>86</td> </tr> </tbody> </table>	Part number	BH	L	FH3C4851	51	48	FH3C6527	27	65	FH3C8600	-	86	 <table border="1" data-bbox="646 1131 997 1198"> <thead> <tr> <th>Part number</th> <th>BH</th> <th>L</th> </tr> </thead> <tbody> <tr> <td>FH3C7200</td> <td>-</td> <td>72</td> </tr> </tbody> </table>	Part number	BH	L	FH3C7200	-	72	 <table border="1" data-bbox="1093 1064 1444 1198"> <thead> <tr> <th>Part number</th> <th>BH</th> <th>L</th> </tr> </thead> <tbody> <tr> <td>FH3C5000</td> <td>-</td> <td>50</td> </tr> <tr> <td>FH3C7000</td> <td>-</td> <td>70</td> </tr> <tr> <td>FH3C8800</td> <td>-</td> <td>88</td> </tr> </tbody> </table>	Part number	BH	L	FH3C5000	-	50	FH3C7000	-	70	FH3C8800	-	88
Part number	BH	L																														
FH3C4851	51	48																														
FH3C6527	27	65																														
FH3C8600	-	86																														
Part number	BH	L																														
FH3C7200	-	72																														
Part number	BH	L																														
FH3C5000	-	50																														
FH3C7000	-	70																														
FH3C8800	-	88																														
FH3C6200	FH3C4413	FH3H6028																														
 <table border="1" data-bbox="199 1982 550 2049"> <thead> <tr> <th>Part number</th> <th>BH</th> <th>L</th> </tr> </thead> <tbody> <tr> <td>FH3C6200</td> <td>-</td> <td>62</td> </tr> </tbody> </table>	Part number	BH	L	FH3C6200	-	62	 <p data-bbox="813 1400 981 1433">S3C4413Z (SX)</p> <p data-bbox="630 1915 933 1948">Standard version: Right (RH)</p> <table border="1" data-bbox="630 1960 997 2049"> <thead> <tr> <th>Part number</th> <th>BH</th> <th>L</th> </tr> </thead> <tbody> <tr> <td>FH3C4413Z (LH)</td> <td>13</td> <td>44</td> </tr> <tr> <td>FH3C4413Y (RH)</td> <td>13</td> <td>44</td> </tr> </tbody> </table>	Part number	BH	L	FH3C4413Z (LH)	13	44	FH3C4413Y (RH)	13	44	 <p data-bbox="1236 1937 1364 1971">Adjustable</p> <table border="1" data-bbox="1093 1982 1444 2049"> <thead> <tr> <th>Part number</th> <th>BH</th> <th>L</th> </tr> </thead> <tbody> <tr> <td>FH3H6028</td> <td>-</td> <td>60</td> </tr> </tbody> </table>	Part number	BH	L	FH3H6028	-	60									
Part number	BH	L																														
FH3C6200	-	62																														
Part number	BH	L																														
FH3C4413Z (LH)	13	44																														
FH3C4413Y (RH)	13	44																														
Part number	BH	L																														
FH3H6028	-	60																														

SCHLISSSTANGEN DRIVE BARS

LG001.1		LG001.2		LG001.3	
					
					
Zinc plated steel, cone-round road		Zinc plated steel, with PA roller rod		Zinc plated steel, bend, round rod	
Part number	L	Part number	L	Part number	L
LG001.1.1100	1100	LG001.2.1100	1100	LG001.3.1000	1000
LG001.1.1000	1000	LG001.2.1000	1000	LG001.3.900	900
LG001.1.900	900	LG001.2.900	900	LG001.3.800	800
LG001.1.800	800	LG001.2.800	800	LG001.3.700	700
LG001.1.700	700	LG001.2.700	700	LG001.3.600	600
LG001.1.600	600	LG001.2.600	600	LG001.3.500	500
LG001.1.500	500	LG001.2.500	500	LG001.3.400	400
					
				Example	




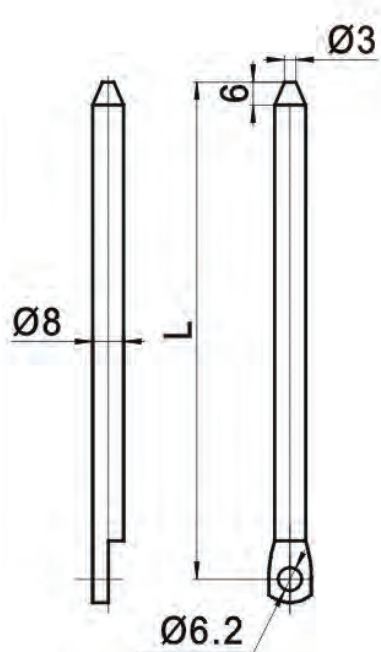
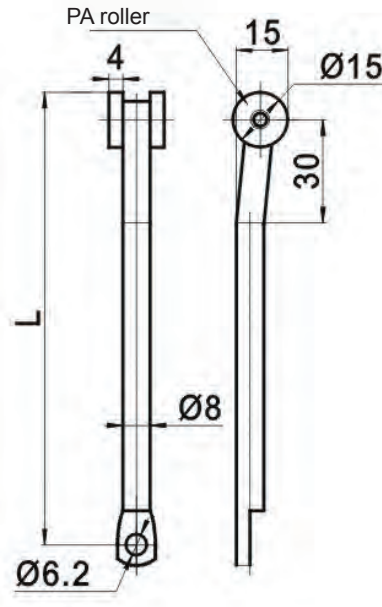
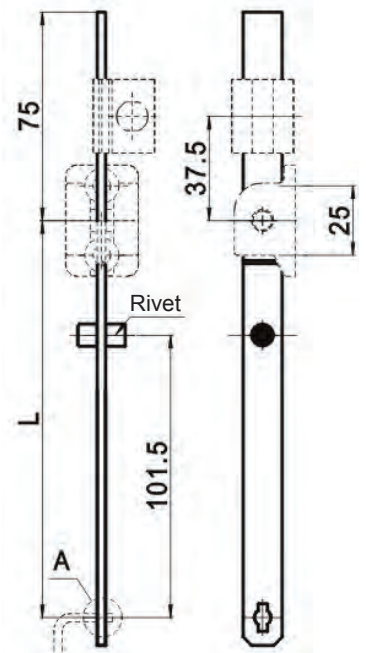
SCHLISSSTANGEN DRIVE BARS

LG002.1		LG002.2		LG002.3	
					
					
<p>Steel zinc plated, flat teeth rod, PA roller, zinc alloy joint, outside the gasketing</p>		<p>Steel zinc plated, adjustable round rod, zinc alloy joint, outside the gasketing (5 mm space between adjusting holes)</p>		<p>Steel zinc plated, adjustable cone head rod (5 mm space between adjusting holes)</p>	
Part number	L	Part number	L	Part number	L
LG002.1.1100	1100	LG002.2.1100	1100	LG002.3.1000	1000
LG002.1.1000	1000	LG002.2.1000	1000	LG002.3.900	900
LG002.1.900	900	LG002.2.900	900	LG002.3.800	800
LG002.1.800	800	LG002.2.800	800	LG002.3.700	700
LG002.1.700	700	LG002.2.700	700	LG002.3.600	600
LG002.1.600	600	LG002.2.600	600	LG002.3.500	500
LG002.1.500	500	LG002.2.500	500	LG002.3.400	400





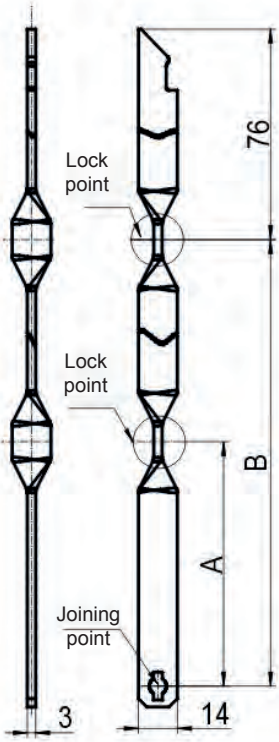
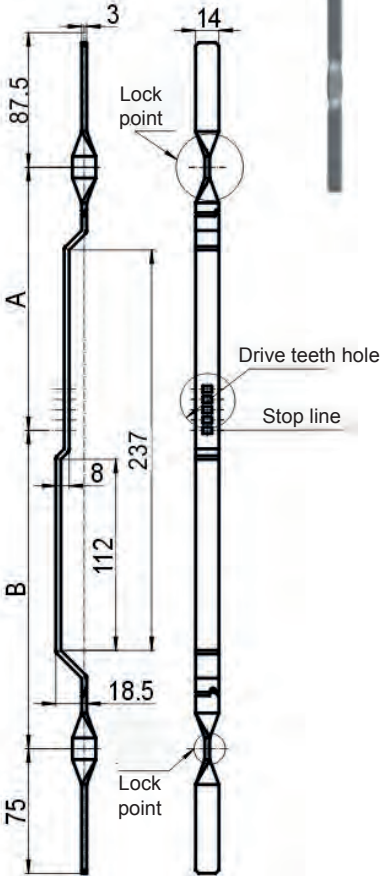
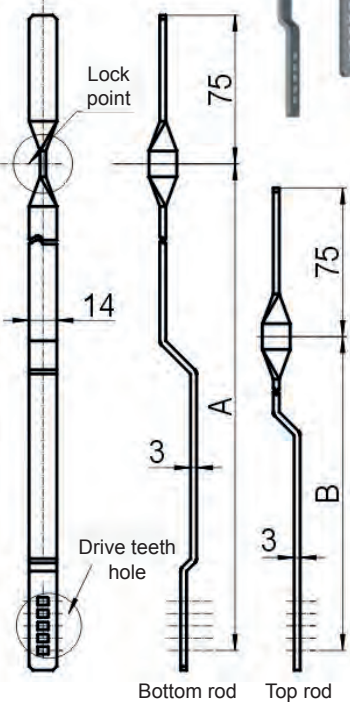
SCHLISSSTANGEN DRIVE BARS

LG004		LG005		LG006	
<p>Zinc plated steel, adjustable flat rod, outside the gasketing (5 mm space between adjusting holes)</p>		<p>Zinc plated steel, adjustable flat rod, outside the gasketing (5 mm space between adjusting holes)</p>		<p>Zinc plated steel, adjustable flat rod, outside the gasketing (5 mm space between adjusting holes)</p>	
Part number	L	Part number	L	Part number	L
LG004.1000	1000	LG005.1200	1200	LG006.A18,5	LG006.B18,5
LG004.900	900	LG005.1100	1100	LG006.A20	LG006.B20
LG004.800	800	LG005.1000	1000	LG006.A22,5	LG006.B22,5
LG004.700	700	LG005.900	900	LG006.A25	LG006.B25
LG004.600	600	LG005.800	800	LG006.A1000	LG006.B1000
LG004.500	500	LG005.700	700	LG006.A900	LG006.B900
LG004.400	400	LG005.600	600	LG006.A800	LG006.B800
				LG006.A700	LG006.B700
				LG006.A600	LG006.B600
				LG006.A500	LG006.B500
				LG006.A400	LG006.B400

SCHLISSSTANGEN DRIVE BARS

LG007.A		LG007.B		LG010	
					
					
Zinc plated steel, cone-round road		Zinc plated steel, with PA roller rod		Steel zinc plated, flat road	
Part number	L	Part number	L	Part number	L
LG007.A1000	1000	LG007.B1000	1000	LG010.526	526,5
LG007.A900	900	LG007.B900	900	LG010.426	426,5
LG007.A800	800	LG007.B800	800	LG010.326	326,5
LG007.A700	700	LG007.B700	700	LG010.226	226,5
LG007.A600	600	LG007.B600	600		
LG007.A500	500	LG007.B500	500		
LG007.A400	400	LG007.B400	400		

SCHLIESSTANGEN DRIVE BARS

LG011			LG012			LG013		
 Joining point								
								
								
Zinc plated steel, flat rod			Zinc plated steel, flat rod			Zinc plated steel, flat rod		
Part number	A	B	Part number	A	B	Part number	L	
LG011.88/638	88	638	LG012.487/609	487	609	LG013.B647	647	Top
						LG013.A597	597	Bottom

In conjunction with RG003.2 into handle FH865

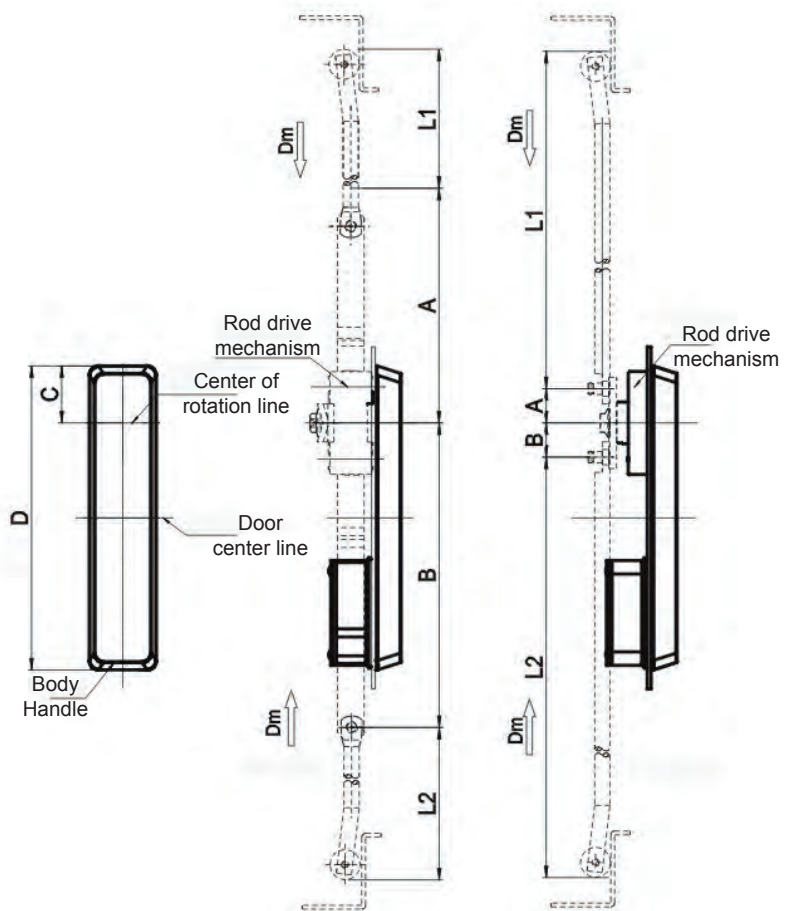
Zinc plated steel, flat rod

Part number L
 LG013.B647 647 Top
 LG013.A597 597 Bottom

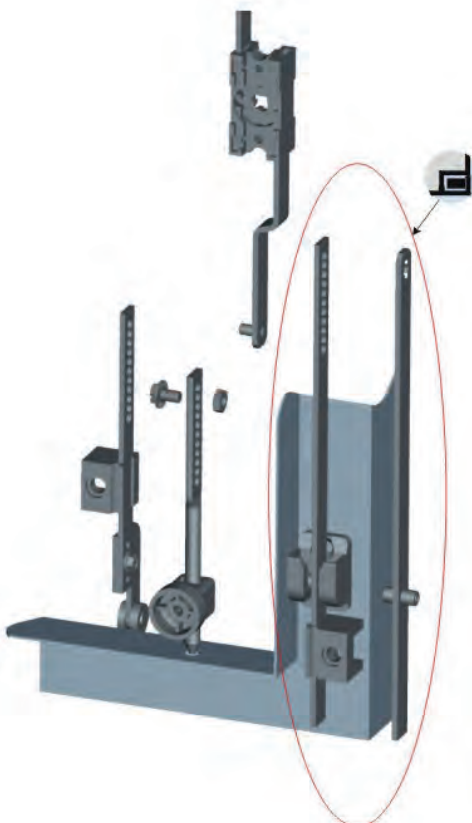
AUSWAHL UND EINBAUANLEITUNG SELECTION AND INSTALLATION INSTRUCTIONS



Drive mechanism: Cam



Rod assembling example



Drive mechanism: Drive bar



Assembly outside the gasket



Assembly inside the gasket

Calculate the length of the drive bars (rod):

Center Door = Center of rotation

$$L1 = F/2 - A + (Dm - 2)$$

$$L2 = F/2 - B + (Dm - 2)$$

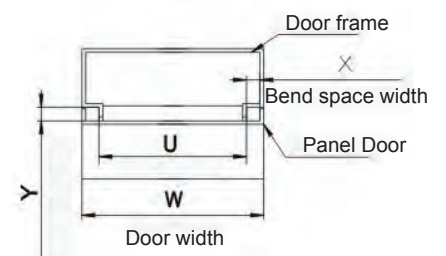
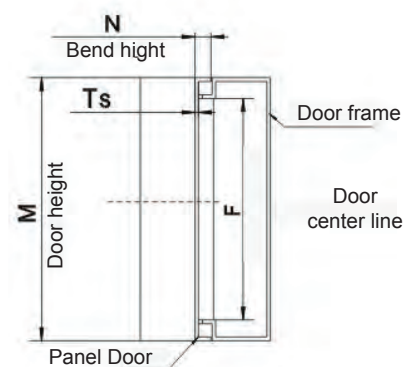
Center Door = Center of lock body

$$L1 = F/2 - [A + (D/2 - C)] + (Dm - 2)$$

$$L2 = F/2 - [B - (D/2 - C)] + (Dm - 2)$$

Dm = the code of driving distance

F = door frame height





EINPRESSBEFESTIGER
SELF CLINCHING FASTENERS

BLINDNIETMUTTERN
BLIND RIVET NUTS



SCHWEISSBOLZEN
WELDING STUDS



**BLINDNIETEN, SCHLISS-
RINGBOLZEN**
BLIND RIVETS, LOCK BOLTS



KÄFIGMUTTERN
CAGE NUTS

**EINSÄTZE UND
GEWINDETRÄGER**
**INSERTS AND
THREADED PARTS**



**GEWINDEEINSÄTZE FÜR
METALLANWENDUNGEN**
**THREAD INSERTS
FOR METALS**



LEICHTBAUBEFESTIGER
LIGHTWEIGHT FASTENERS



VERSCHLUSSELEMENTE
LOCKS

**ZENTRALSCHMIERANLAGEN,
PUMPEN UND VERTEILER**
**CENTRAL LUBRICATION SYSTEMS,
PUMPS AND DISTRIBUTERS**



DICHTSTOPFEN
SEALING PLUGS



SCHNELLKUPPLUNGEN
QUICK COUPLINGS




**KUPPLUNGEN UND
MASCHINENELEMENTE**
**COUPLINGS AND MACHINE
ELEMENTS**

PSG LAUFROLLENFÜHRUNG
PSG LINEARMOTION



ALUX-SCHIENENFÜHRUNG
ALUX-GUIDE RAIL



TELESKOPSCHIENEN
TELESCOPIC SLIDES



**BAUGRUPPENMONTAGE,
ENGINEERING**
**MOUNTING THE ASSEMBLY,
ENGINEERING**

**DREHTEILE,
ZEICHNUNGSTEILE**
**TURNING AND SPECIAL
DRAWING PARTS**

